



# Product Range

**NORTH AMERICA**







# The Tribological Solution Provider for Industrial Progress, Regardless of Shape or Material

---

GGB helps create a world of motion with minimal frictional loss through plain bearing and surface engineering technologies. With R&D, testing and production facilities in the United States, Germany, France, Brazil, Slovakia and China, GGB partners with customers worldwide on customized tribological design solutions that are efficient and environmentally sustainable. GGB's engineers bring their expertise and passion for tribology to a wide range of industries, including automotive, aerospace and industrial manufacturing. To learn more about tribology for surface engineering from GGB, visit [www.ggbearings.com](http://www.ggbearings.com).

GGB is an [EnPro Industries](#) company (NYSE: NPO).

Our products are used in tens of thousands of critical applications every day on our planet. It is always our goal to provide superior, high-quality solutions for our customers' needs, no matter where those demands take our products. From space vehicles to golf carts and virtually everything in between; we offer the industry's most extensive range of high performance, maintenance-free bearing solutions for a multitude of applications:

- [Aerospace](#)
- [Railway](#)
- [Recreation](#)
- [Energy](#)
- [Agricultural](#)
- [Industrial](#)
- [Construction](#)
- [Fluid Power](#)
- [Automotive](#)
- [Primary Metals](#)
- [Oil & Gas](#)

# The GGB Advantage



## LOWER SYSTEM COST

GGB bearings reduce shaft costs by eliminating the need for hardening and machining grease paths. Their compact, one-piece construction provides space and weight savings and simplifies assembly.



## LOW-FRICTION, HIGH WEAR RESISTANCE

Low coefficients of friction eliminate the need for lubrication, while providing smooth operation, reducing wear and extending service life. Low-friction also eliminates the effects of stick-slip or "stiction" during start up.



## MAINTENANCE-FREE

GGB bearings are self-lubricating, making them ideal for applications requiring long bearing life without continuous maintenance, as well as operating conditions with inadequate or no lubrication.



## ENVIRONMENTAL

Greaseless, lead-free GGB bearings comply with increasingly stringent environmental regulations such as the EU RoHS directive restricting the use of hazardous substances in certain types of electrical and electronic equipment.



## CUSTOMER SUPPORT

GGB's flexible production platform and extensive supply network assure quick turnaround and timely deliveries. In addition, we offer local applications engineering and technical support.



## The Highest Standards in Quality

Our world-class manufacturing plants in the United States, Brazil, China, Germany, France and Slovakia are certified in quality and excellence according to ISO 9001, IATF 16949, ISO 14001 and OHSAS 18001. This allows us to access the industry's best practices while aligning our management system with global standards.


For a complete listing of our certifications, please visit our website: [www.ggbearings.com/en/company/certificates](http://www.ggbearings.com/en/company/certificates)



# Tribology at GGB

## BY MAKING ADVANCEMENTS IN THE FIELD OF TRIBOLOGY, WE CAN:

- Reduce/control friction, decrease wear, increase lifetime and durability - **Lower overall operating cost**
- Reduce energy losses - **Make our world a little greener**
- Reduce/control stick-slip, improve precision and reduce noise - **Keep people safe, improve comfort and quality of life**



# GGB Company History

---

## **FOR MORE THAN 120 YEARS, GGB HAS IMPROVED SURFACE ENGINEERING TO MOVE THE WORLD FORWARD.**

GGB began in 1899 as Glacier Antifriction Metal Company, producing plain bearings and introducing many successful new products to the market, including internationally recognized polymer materials. Over the past 120 years, our company has continued forming strategic partnerships, continuously expanding into a global network of manufacturing facilities, increasing production capabilities and resources to become who we are today: world leaders in tribological innovation.

Today, our products can be found everywhere – from scientific vessels at the bottom of the ocean to race cars speeding down the tarmac to jumbo jets slicing through the sky to the Curiosity rover exploring the surface of Mars.

Throughout our history, safety, excellence and respect have formed the foundational values for the entire GGB family. They are of paramount importance as we seek to maximize personal possibility, achieve excellence and establish open, creative work environments with the highest safety standards in the industry.

---

### **SAFETY**

GGB's deep-rooted culture of safety places a relentless focus on creating a secure, healthy work environment for all. A core value of GGB, safety is critical at all levels of business in order to achieve our goal of having the safest employees in the industry.

### **EXCELLENCE**

A world-class organization is built by fostering excellence throughout the company, across all roles. Our world-class manufacturing plants are certified in quality and excellence in the industry according to ISO 9001, IATF 16949, ISO 14001 and OHSAS 18001, allowing us to access the industry's best practices while aligning our quality management system with global standards.

### **RESPECT**

We believe that respect is consistent with the growth of individuals and groups. Our teams work together with mutual respect regardless of background, nationality or function, embracing the diversity of people and learning from one another.

# Overview of Bearing Materials & Accessory Products

## TRIBOLOGICAL COATINGS

PRODUCT NAME	POLYMER COATINGS	WORKING CONDITIONS	PAGE
<a href="#">TriboShield®TS161</a>	TriboShield coatings are applied directly to the customer's part	low-friction, low-loads	9
<a href="#">TriboShield®TS225</a>	TriboShield coatings are applied directly to the customer's part	low-friction, low to medium loads	10
<a href="#">TriboShield®TS421</a>	TriboShield coatings are applied directly to the customer's part	low-friction, low-loads	11
<a href="#">TriboShield®TS651</a>	TriboShield coatings are applied directly to the customer's part	low-friction, up to moderately high loads	12
<a href="#">TriboShield®TS741</a>	TriboShield coatings are applied directly to the customer's part	low-friction, moderate up to high loads	13

## TRIBOLOGICAL BEARINGS

PRODUCT NAME	METAL-POLYMER BEARINGS	WORKING CONDITIONS	PAGE
<a href="#">DP4</a>	Steel + Porous Bronze Sinter + PTFE + Fillers	self-lubricating, low-maintenance	14
<a href="#">DP4-B</a>	Bronze + Porous Bronze Sinter + PTFE + Fillers	self-lubricating, corrosion-resistant	15
<a href="#">DU®</a>	Steel + Porous Bronze Sinter + PTFE + Pb	self-lubricating	16
<a href="#">DU-B</a>	Bronze + Porous Bronze Sinter + PTFE + Pb	self-lubricating, corrosion-resistant	17
<a href="#">DP10</a>	Steel + Porous Bronze Sinter + PTFE + Solid Lubricants	self-lubricating, low-maintenance	18
<a href="#">DP11</a>	Steel + Porous Bronze Sinter + PTFE + Solid Lubricants + Fillers	self-lubricating, low-maintenance	19
<a href="#">DP31</a>	Steel + Porous Bronze Sinter + PTFE + Fluoropolymer + Fillers	low-maintenance	20
<a href="#">DX®</a>	Steel + Porous Bronze Sinter + POM with Lubrication indents	low-maintenance, machinable	21
<a href="#">DX®10</a>	Steel + Porous Bronze Sinter + High Tech Polymer with Lubrication indents	low-maintenance, machinable	22
<a href="#">HI-EX®</a>	Steel + Porous Bronze Sinter + PEEK + PTFE + Fillers	low-maintenance, machinable	23
<a href="#">DTS10®</a>	Steel + Porous Bronze Sinter + PTFE + Fillers	low-maintenance, machinable	24
<a href="#">DS</a>	Steel + Porous Bronze Sinter + POM Modified	self-lubricating, low-maintenance	25

PRODUCT NAME	ENGINEERED PLASTIC BEARINGS	WORKING CONDITIONS	PAGE
<b>EP®</b>	PA6.6T + Solid Lubricant + Fillers	self-lubricating	26
<b>EP®12</b>	POM + Solid Lubricant	self-lubricating	27
<b>EP®15</b>	POM + Solid Lubricant	self-lubricating	28
<b>EP®22</b>	PBT + Solid Lubricant	self-lubricating	29
<b>EP®30</b>	PA 6.6 + AF + Solid Lubricant	self-lubricating	30
<b>EP®43</b>	PPS + Solid Lubricant + Fillers	self-lubricating	31
<b>EP®44</b>	PPS + Solid Lubricant + Fillers	self-lubricating	32
<b>EP®63</b>	PEEK + Solid Lubricant + Fillers	self-lubricating	33
<b>EP®64</b>	PEEK + Solid Lubricant + Fillers	self-lubricating	34
<b>EP®73</b>	PAI + Solid Lubricant + Fillers	self-lubricating	35
<b>EP®79</b>	PAI + Solid Lubricant + Fillers	self-lubricating	36
<b>KA Glacetal</b>	POM	self-lubricating, low-maintenance	37
<b>Multilube</b>	POM + Solid Lubricant + Fillers	self-lubricating	38

PRODUCT NAME	FIBER REINFORCED COMPOSITE BEARINGS	WORKING CONDITIONS	PAGE
<b>GAR-MAX®</b>	Continuous wound PTFE and high-strength fibers encapsulated in an internally lubricated, high temperature filled epoxy resin sliding layer + continuous wound fiberglass encapsulated in a high temperature epoxy resin	self-lubricating	39
<b>GAR-FIL®</b>	Proprietary filled PTFE tape liner + continuous wound fiberglass encapsulated in a high temperature epoxy resin	self-lubricating	40
<b>HSG</b>	Continuous wound PTFE and high-strength fibers encapsulated in an internally lubricated, high temperature filled epoxy resin sliding layer + continuous wound fiberglass encapsulated in a high temperature epoxy resin	self-lubricating	41
<b>MLG</b>	Continuous wound PTFE and high-strength fibers encapsulated in an internally lubricated, high temperature filled epoxy resin sliding layer + continuous wound fiberglass encapsulated in a high temperature epoxy resin	self-lubricating	42
<b>HPM</b>	Continuous wound PTFE and high-strength fibers encapsulated in an internally lubricated, high temperature filled epoxy resin sliding layer + continuous wound fiberglass encapsulated in a high temperature epoxy resin	self-lubricating	43
<b>HPMB®</b>	Machinable continuous wound PTFE and high-strength fibers encapsulated in an internally lubricated, high temperature filled epoxy resin sliding layer + continuous wound fiberglass encapsulated in a high temperature epoxy resin	self-lubricating	44
<b>HPE®</b>	Proprietary filled PTFE tape liner + continuous woven cloth laminate impregnated and cured with epoxy resin	self-lubricating	45
<b>GGB- MEGALIFE™ XT</b>	Proprietary filled PTFE tape liner on both sides + continuously woven layer of filament glass fiber encapsulated in a high temperature epoxy resin	self-lubricating	46
<b>Multifil</b>	PTFE + proprietary filler system	self-lubricating	47
<b>SBC with GAR-MAX®</b>	Composite material with sealing SBC bearings are available with GAR-MAX are sealed to exclude containments. SBC are optionally available with a steel outer shell.	self-lubricating, low-maintenance	48
<b>SBC with HSG</b>	Composite material with sealing SBC bearings are available with HSG are sealed to exclude containments. SBC are optionally available with a steel outer shell.	self-lubricating, low-maintenance	49

# Overview of Bearing Materials & Accessory Products

PRODUCT NAME	METAL & BIMETAL BEARINGS	WORKING CONDITIONS	PAGE
<a href="#">PyroSlide™1100</a>	Powder metallurgical monometallic bearing material consisting of a solid lubricant homogeneously distributed in a metallic matrix	self-lubricating	50
<a href="#">GGB-CSM®</a>	Powder metallurgical monometallic bearing material (bronze, nickel or iron-based) + solid graphite lubricant, MoS <sub>2</sub>	self-lubricating	51
<a href="#">GGB-CBM®</a>	Thin walled powder metallurgical bimetal bearing material stainless steel, carbon steel or bronze with bronze + based backing): + solid graphite lubricant	self-lubricating	52
<a href="#">GGB-BP25</a>	Sintered bronze impregnated with oil, similar to SINT A 50, impregnation group 1	self-lubricating	53
<a href="#">GGB-FP20</a>	Steel alloy sinter impregnated with oil, similar to SINT A 10, impregnation group 1	self-lubricating	54
<a href="#">GGB-SO16</a>	Sintered steel alloy impregnated with oil	self-lubricating	55
<a href="#">GGB-SHB®</a>	Case hardened steel bearings for lubricated applications	conventional lubrication	56
<a href="#">AuGlide</a>	Steel backing and lead-free bronze overlay	low-maintenance	57
<a href="#">SY</a>	Steel backing and leaded bronze overlay + CuPb10Sn10	low-maintenance	58
<a href="#">SP</a>	Steel backing and leaded bronze overlay + CuPb26Sn2	low-maintenance	59
<a href="#">MBZ-B09</a>	Monometallic material CuSn8	self-lubricating	60
<a href="#">LD</a>	Monometallic material CuSn8	self-lubricating	61
<a href="#">LDD</a>	Monometallic material CuSn8	self-lubricating	62
<a href="#">GGB-DB®</a>	Dry bearing material: cast bronze + solid lubricant inserts	self-lubricating	63


## ACCESSORY PRODUCTS

PRODUCT NAME	BEARING ASSEMBLIES	PAGE
<a href="#">UNI</a>	Self-aligning bearing housings	64
<a href="#">MINI</a>	Self-aligning bearing housings	65
<a href="#">EXALIGN™</a>	Self-aligning bearing housings	66

ADDITIONAL INFORMATION	PAGE
Technical Data Sheet	67
Product Information	68
Fabrication	69



## TriboShield® TS161 Polymer Coating



### SELF-LUBRICATING COMPOSITE COATING FOR LOW LOADS

TS161 is an engineering thermoplastic based composite coating composed of a primer and a top coat. Specifically designed for low-friction at low loading conditions, it presents excellent wear resistance as one of its standout features. TS161 is part of the standard TriboShield® product range.

### UNIQUE CHARACTERISTICS

- Low-friction in low loading conditions
- Excellent wear resistance under low loads

BEARING PROPERTIES	UNITS	VALUE
<b>GENERAL</b>		
Color		Black
Max. continuous service temperature	°C / °F	60 / 140
Max. short-term peak temperature	°C / °F	80 / 176
Friction coefficient, typical range*		0.04 - 0.25
Food contact compliant**		No

\* Dependent on contact pressure, sliding speed and contact geometry.

\*\* Your specific food contact condition may require additional approval. Please contact your GGB representative for more information.

### AVAILABILITY

TriboShield coatings are applied directly to the customer's part. Suitable for complex geometries and a wide range of substrates eg steel, stainless steel, Al, Ti, Mg etc. Can be used for both interacting surfaces that are in relative motion


### TYPICAL APPLICATIONS

- Conveyor deflectors
- Rod guides
- Automotive seat belt sliders
- Sliding guides for packaging lines

### TRIBOMATE® UPGRADE AVAILABLE

No

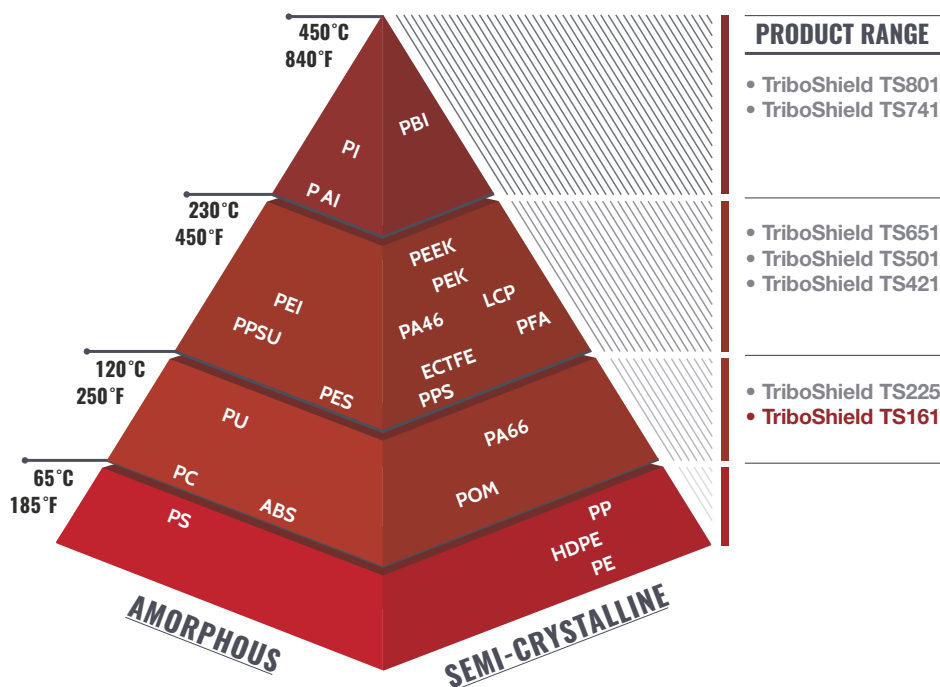
### STANDARD COATINGS RANGE




### COATING ADVANTAGES

- More compact design
- Less complex system assembly
- Reduced weight
- Increased surface durability

## TriboShield® Standard Product Range



## TriboShield® TS225 Polymer Coating



### NANOSTRUCTURED COATING FOR LOW TO MEDIUM LOADS

TS225 is based on a nanostructured thermoset polymer designed for low-friction and high wear resistance at low to medium loads in dry or lubricated conditions. TS225 is part of the standard TriboShield® product range.

#### UNIQUE CHARACTERISTICS


- Excellent friction at high sliding speeds
- Very good friction in lubricated conditions
- Applicable to heat-sensitive substrates
- High surface hardness

BEARING PROPERTIES	UNITS	VALUE
<b>GENERAL</b>		
Color		Black
Max. continuous service temperature	°C / °F	120 / 248
Max. short-term peak temperature	°C / °F	130 / 266
Friction coefficient, typical range*		0.04 - 0.25
Food contact compliant**		No

\* Dependent on contact pressure, sliding speed and contact geometry.

\*\* Your specific food contact condition may require additional approval. Please contact your GGB representative for more information.

#### STANDARD COATINGS RANGE



#### COATING ADVANTAGES

- More compact design
- Less complex system assembly
- Reduced weight
- Increased surface durability

#### AVAILABILITY

TriboShield coatings are applied directly to the customer's part and are suitable for complex geometries as well as various substrates e.g. steel, stainless steel, Al, Ti, Mg, etc. They can be used for both interacting surfaces that are in relative motion

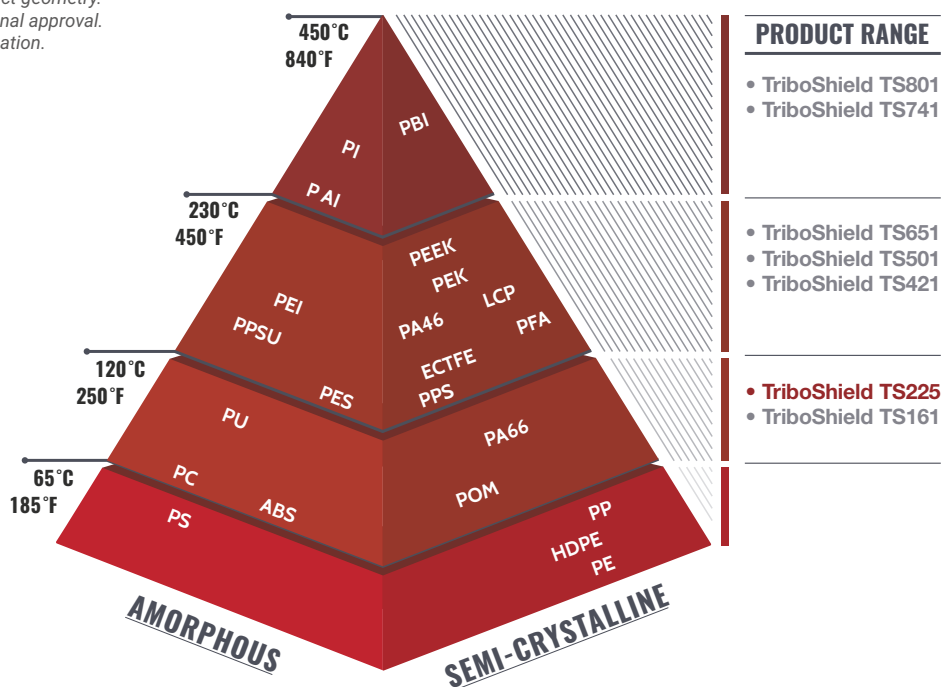
#### TYPICAL APPLICATIONS

- Piston skirts for internal combustion engines
- Garden and DIY tools

#### TRIBOMATE® UPGRADE AVAILABLE

Yes

## TriboShield® Standard Product Range



# TriboShield® TS421 Polymer Coating



## LOW-FRICTION COATING FOR LUBRICATED CONDITIONS

TS421 is based on engineering thermoplastics, specifically designed for extremely low-friction in lubricated conditions under low loads but presenting good characteristics in dry low load conditions as well. This system comprises a primer layer and an active hybrid top-coat. TS421 is part of the standard TriboShield® product range.

### UNIQUE CHARACTERISTICS

- Extremely low-friction in lubricated condition
- Very low-friction in dry conditions at low loads
- Excellent chemical resistance

### AVAILABILITY

TriboShield coatings are applied directly to the customer's part and are suitable for complex geometries as well as various substrates e.g. steel, stainless steel, Al, Ti, Mg, etc. They can be used for both interacting surfaces that are in relative motion.

### TYPICAL APPLICATIONS

- Pumps
- Hydraulic motors
- Precision linear guides

### TRIBOMATE® UPGRADE AVAILABLE


Yes

BEARING PROPERTIES	UNITS	VALUE
<b>GENERAL</b>		
Color		Black, Green, Blue
Max. continuous service temperature	°C / °F	250 / 482
Max. short-term peak temperature	°C / °F	280 / 536
Friction coefficient, typical range*		0.04 - 0.30
Food contact compliant**		Yes

\* Dependent on contact pressure, sliding speed and contact geometry.

\*\* Your specific food contact condition may require additional approval.  
Please contact your GGB representative for more information.

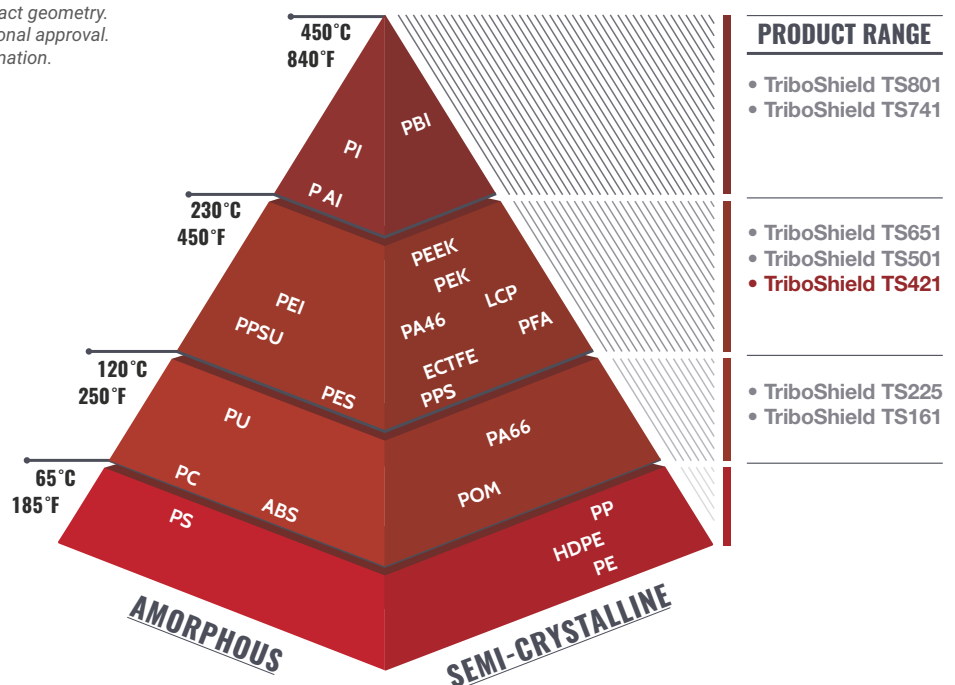
### STANDARD COATINGS RANGE



### COATING ADVANTAGES


- More compact design
- Less complex system assembly
- Reduced weight
- Increased surface durability

## TriboShield® Standard Product Range





## TriboShield® TS421 Polymer Coating



### LOW-FRICTION COATING FOR LUBRICATED CONDITIONS

TS421 is based on engineering thermoplastics, specifically designed for extremely low-friction in lubricated conditions under low loads but presenting good characteristics in dry low load conditions as well. This system comprises a primer layer and an active hybrid top-coat. TS421 is part of the standard TriboShield® product range.

### UNIQUE CHARACTERISTICS

- Extremely low-friction in lubricated condition
- Very low-friction in dry conditions at low loads
- Excellent chemical resistance

### AVAILABILITY

TriboShield coatings are applied directly to the customer's part and are suitable for complex geometries as well as various substrates e.g. steel, stainless steel, Al, Ti, Mg, etc. They can be used for both interacting surfaces that are in relative motion.

### TYPICAL APPLICATIONS

- Pumps
- Hydraulic motors
- Precision linear guides

### TRIBOMATE® UPGRADE AVAILABLE


Yes

BEARING PROPERTIES	UNITS	VALUE
<b>GENERAL</b>		
Color		Black, Green, Blue
Max. continuous service temperature	°C / °F	250 / 482
Max. short-term peak temperature	°C / °F	280 / 536
Friction coefficient, typical range*		0.04 - 0.30
Food contact compliant**		Yes

\* Dependent on contact pressure, sliding speed and contact geometry.

\*\* Your specific food contact condition may require additional approval.  
Please contact your GGB representative for more information.

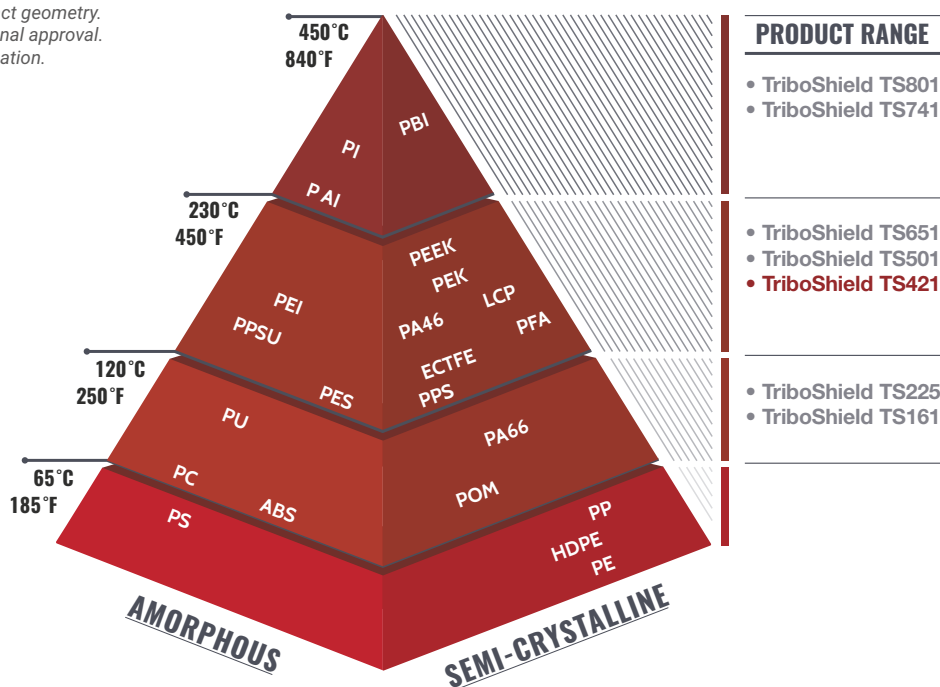
### STANDARD COATINGS RANGE




### COATING ADVANTAGES

- More compact design
- Less complex system assembly
- Reduced weight
- Increased surface durability

## TriboShield® Standard Product Range



# TriboShield® TS741 Polymer Coating



## LOW-FRICTION COATING FOR HIGH LOADS APPLICATIONS

TS741 is based on high-performance thermoplastics specifically developed for demanding and heavy duty applications. Very high load bearing capacity and low-friction at moderate to high loads are some of its standout features. TS741 is part of the standard TriboShield® product range.

### UNIQUE CHARACTERISTICS


- Very high load bearing capacity
- Excellent wear resistance and sliding properties
- Very low-friction in medium to high load conditions
- Very good non-stick properties

BEARING PROPERTIES	UNITS	VALUE
<b>GENERAL</b>		
Color		Black
Max. continuous service temperature	°C / °F	260 / 500
Max. short-term peak temperature	°C / °F	270 / 518
Friction coefficient, typical range*		0.04 - 0.25
Food contact compliant**		No

\* Dependent on contact pressure, sliding speed and contact geometry.

\*\* Your specific food contact condition may require additional approval.  
Please contact your GGB representative for more information.

### STANDARD COATINGS RANGE



### COATING ADVANTAGES

- More compact design
- Less complex system assembly
- Reduced weight
- Increased surface durability

### AVAILABILITY

TriboShield coatings are applied directly to the customer's part and are suitable for complex geometries as well as various substrates e.g. steel, stainless steel, Al, Ti, Mg, etc. They can be used for both interacting surfaces that are in relative motion.

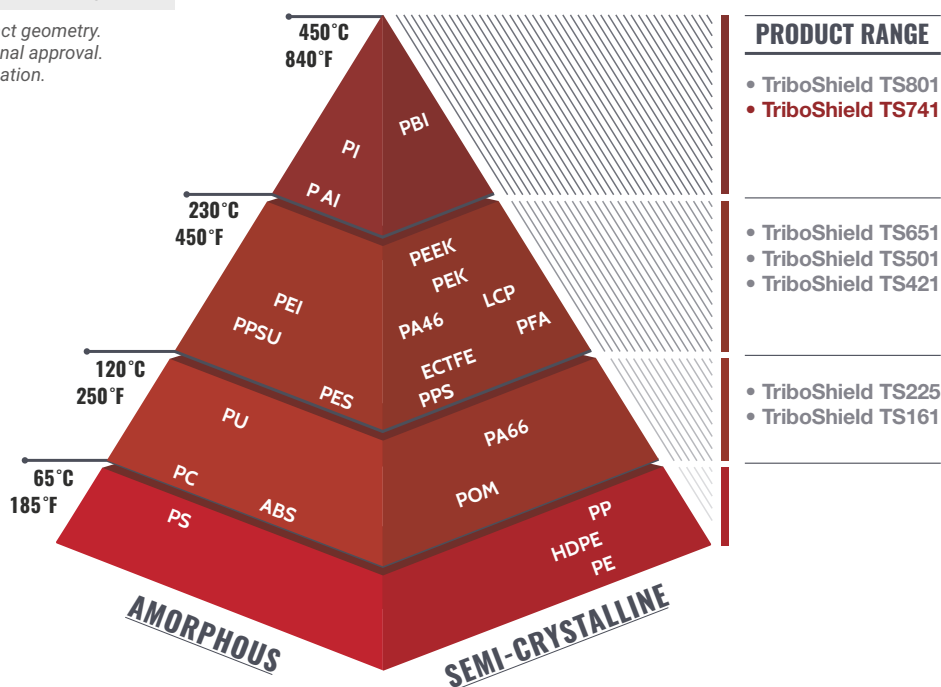
### TYPICAL APPLICATIONS

- Highly loaded mechanisms
- Mechanisms requiring lifetime lubrication in dry conditions
- Submerged parts requiring corrosion protection
- Harsh chemical environments
- Braking systems, cutting blades...

### TRIBOMATE® UPGRADE AVAILABLE

Yes

## TriboShield® Standard Product Range



## DP4 Bearing Material




### METAL-POLYMER ANTI-FRICTION PLAIN BEARINGS

#### CHARACTERISTICS

- DP4 anti-friction bushings offer good wear and low-friction performance over a wide range of loads, speeds and temperatures in dry running conditions
- Very good performance in lubricated applications
- Good performance in greased applications
- Suitable for linear, oscillating and rotating movements
- Lead-free material compliant to ELV, WEEE, and RoHS specifications
- Approved to standard DIN EN 1797: 2002-02 and ISO 21010: 2004-04 (Cryogenic Vessels – Gas/Material Compatibility) for piping, valves, fittings and other components in both gaseous and liquid oxygen for up to maximum temperature of 60°C and oxygen pressure of 25 bars. Contact GGB for further details.

#### MICROSECTION



#### OPERATING PERFORMANCE

Dry	Good
Oil lubricated	Very good
Grease lubricated	Good
Water lubricated	Fair
Process fluid lubricated	Good

#### FOR SUPERIOR PERFORMANCE

Water lubricated	DP4-B
------------------	-------



#### AVAILABILITY

##### Bearing forms available in standard dimensions:

- Cylindrical bushes
- Flanged bushes
- Flanged washers
- Sliding plates
- Thrust washers

**Bearing forms made-to-order:** Standard forms in special dimensions, half-bearings, special shapes obtained by stamping or deep drawing, bearings with locating notches, lubricant holes and machined/stamped grooves, customized bearing designs

#### APPLICATIONS

**Automotive:** Braking systems, clutches, gearbox and transmissions, hinges: door, bonnet, boot, cabriolet roof tops, pedals; pumps: axial piston, radial piston, gear and vane; seat mechanisms, steering systems, struts and shock absorbers, wiper systems, etc.

**Industrial:** Aerospace, agricultural equipment, construction equipment, food and beverage, material handling equipment, forming machines: metal, plastic and rubber; office equipment, medical and scientific equipment, packaging equipment, pneumatic and hydraulic cylinders, pumps and motors, railroad and tramways, textile machinery, valves, etc.

BEARING PROPERTIES		IMPERIAL UNITS	IMPERIAL VALUE	METRIC UNITS	METRIC VALUE
<b>GENERAL</b>					
Maximum load, p	Static	psi	36 000	N/mm <sup>2</sup>	250
	Dynamic	psi	20 000	N/mm <sup>2</sup>	140
Operating temperature	Min	°F	-328	°C	-200
	Max	°F	536	°C	280
Coefficient of linear thermal expansion	Parallel to the surface	10 <sup>-6</sup> /F	6	10 <sup>-6</sup> /K	11
	Normal to the surface	10 <sup>-6</sup> /F	17	10 <sup>-6</sup> /K	30
<b>DRY</b>					
Maximum sliding speed, U		fpm	500	m/s	2.5
Maximum pU factor		psi x fpm	29 000	N/mm <sup>2</sup> x m/s	1.0
Coefficient of friction, f			0.04 - 0.25*		0.04 - 0.25*
<b>OIL LUBRICATED</b>					
Maximum sliding speed, U		fpm	1 000	m/s	5.0
Maximum pU factor		psi x fpm	286 000	N/mm <sup>2</sup> x m/s	10.0
Coefficient of friction, f			0.02 - 0.08		0.02 - 0.08
<b>RECOMMENDATIONS</b>					
Shaft surface roughness, Ra	Dry Lubricated	µin µin	12 - 20 ≤ 2 - 16*	µm µm	0.3 - 0.5 ≤ 0.05 - 0.4*
Shaft surface hardness	Unhardened acceptable, improved bearing life		> 200 HB		

\* Depending on operating conditions



# DP4-B Bearing Material

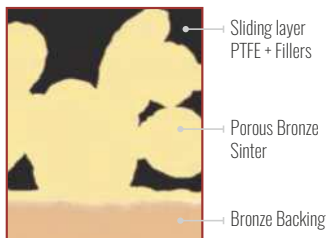


## METAL-POLYMER BRONZE BACKED PTFE PLAIN BEARINGS

### CHARACTERISTICS

- Good wear and low-friction performance over a wide range of loads, speeds and temperatures in dry running conditions
- Very good performance in lubricated applications
- Good performance in greased applications
- Suitable for linear, oscillating and rotating movements
- Bronze back offers improved corrosion-resistance in humid/saline environments
- Lead-free material

### MICROSECTION



### OPERATING PERFORMANCE

Dry	Good
Oil lubricated	Very good
Grease lubricated	Good
Water lubricated	Good
Process fluid lubricated	Good

### FOR SUPERIOR PERFORMANCE

Water lubricated	DP4-B
------------------	-------



### AVAILABILITY

**Bearing forms available in standard dimensions:**

- Cylindrical bushes
- Flanged bushes
- Sliding plates

**Bearing forms made-to-order:** Standard forms in special dimensions, thrust washers, flanged-thrust washers, halfbearings, special shapes obtained by stamping or deep drawing, bearings with locating notches, lubricant holes and machined / stamped grooves

### APPLICATIONS


**Industrial:** Aerospace, agricultural equipment, construction equipment, material handling equipment, forming machines - metal, plastic and rubber; office equipment, medical and scientific equipment, packaging equipment, pneumatic and hydraulic cylinders, pumps and motors, railroad and tramways, textile machinery, valves, etc.

**Others:** Civil engineering, marine and offshore equipment, other applications in water or in outdoor environments, etc.

BEARING PROPERTIES		IMPERIAL UNITS	IMPERIAL VALUE	METRIC UNITS	METRIC VALUE
<b>GENERAL</b>					
Maximum load, p	Static	psi	20 000	N/mm <sup>2</sup>	140
	Dynamic	psi	20 000	N/mm <sup>2</sup>	140
Operating temperature	Min	°F	-328	°C	-200
	Max	°F	536	°C	280
Coefficient of linear thermal expansion	Parallel to the surface	10 <sup>-6</sup> /F	10	10 <sup>-6</sup> /K	18
	Normal to the surface	10 <sup>-6</sup> /F	20	10 <sup>-6</sup> /K	36
<b>DRY</b>					
Maximum sliding speed, U		fpm	500	m/s	2.5
Maximum pU factor		psi x fpm	29 000	N/mm <sup>2</sup> x m/s	1.0
Coefficient of friction, f			0.04 - 0.25*		0.04 - 0.25*
<b>OIL LUBRICATED</b>					
Maximum sliding speed, U		fpm	1 000	m/s	5.0
Maximum pU factor		psi x fpm	286 000	N/mm <sup>2</sup> x m/s	10.0
Coefficient of friction, f			0.02 - 0.08*		0.02 - 0.08*
<b>RECOMMENDATIONS</b>					
Shaft surface roughness, Ra	Dry Lubricated	µin µin	12 - 20 ≤ 2 - 16*	µm µm	0.3 - 0.5 ≤ 0.05 - 0.4*
Shaft surface hardness	Unhardened acceptable, improved bearing life		> 200 HB		

\* Depending on operating conditions

## DU<sup>®</sup> Bearing Material



### METAL-POLYMER ANTI-FRICTION PLAIN BEARINGS

#### CHARACTERISTICS

- Very good wear and low-friction performance over a wide range of loads, speeds and temperatures in dry running conditions
- Suitable for lubricated applications
- Suitable for linear, oscillating and rotating movements

#### AVAILABILITY

**Bearing forms available in standard dimensions:**


- Cylindrical bushes
- Flanged bushes
- Flanged washers
- Sliding plates
- Thrust washers

**Bearing forms made-to-order:** Standard forms in special dimensions, half-bearings, special shapes obtained by stamping or deep drawing, customized bearing designs

#### APPLICATIONS

**Industrial:** Aerospace, agricultural equipment, construction equipment, food and beverage, material handling equipment, forming machines: metal, plastic and rubber; office equipment, medical and scientific equipment, packaging equipment, pneumatic and hydraulic cylinders, pumps and motors, railroad and tramways, textile machinery, valves, etc.

#### MICROSECTION



#### OPERATING PERFORMANCE

Dry	Very good
Oil lubricated	Good
Grease lubricated	Fair
Water lubricated	Fair
Process fluid lubricated	Fair


#### FOR SUPERIOR / LEAD-FREE PERFORMANCE

Dry	DP4 / DP11
Oil lubricated	DP4 / DP31
Grease lubricated	DP4 / DX
Water lubricated	DP4-B
Process fluid lubricated	DP4 / DP31

BEARING PROPERTIES		IMPERIAL UNITS	IMPERIAL VALUE	METRIC UNITS	METRIC VALUE
<b>GENERAL</b>					
Maximum load, p	Static	psi	36 000	N/mm <sup>2</sup>	250
	Dynamic	psi	20 000	N/mm <sup>2</sup>	140
Operating temperature	Min	°F	-328	°C	-200
	Max	°F	536	°C	280
Coefficient of linear thermal expansion	Parallel to the surface	10 <sup>-6</sup> /F	6	10 <sup>-6</sup> /K	11
	Normal to the surface	10 <sup>-6</sup> /F	17	10 <sup>-6</sup> /K	30
<b>DRY</b>					
Maximum sliding speed, U		fpm	500	m/s	2.5
Maximum pU factor		psi x fpm	50 000	N/mm <sup>2</sup> x m/s	1.8
Coefficient of friction, f			0.02 - 0.25*		0.02 - 0.25*
<b>OIL LUBRICATED</b>					
Maximum sliding speed, U		fpm	1 000	m/s	5.0
Maximum pU factor		psi x fpm	143 000	N/mm <sup>2</sup> x m/s	5.0
Coefficient of friction, f			0.02 - 0.12		0.02 - 0.12
<b>RECOMMENDATIONS</b>					
Shaft surface roughness, Ra	Dry Lubricated	μin μin	12 - 20 ≤ 2 - 16*	μm μm	0.3 - 0.5 ≤ 0.05 - 0.4*
Shaft surface hardness	Unhardened acceptable, improved bearing life		> 200 HB		

\* Depending on operating conditions

# DU-B Bearing Material



## METAL-POLYMER BRONZE BACKED PTFE PLAIN BEARINGS

### CHARACTERISTICS

- Very good wear and low-friction performance over a wide range of loads, speeds and temperatures in dry running conditions
- Suitable for lubricated applications
- Suitable for linear, oscillating and rotating movements
- Bronze back offers improved corrosion-resistance in humid/saline environments
- Approved to standard EN1337-2 for structural bearings for civil engineering

### AVAILABILITY

**Bearing forms available in standard dimensions:**

- Cylindrical bushes
- Flanged bushes
- Sliding plates

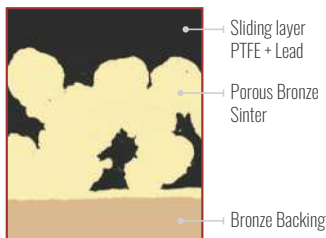
**Bearing forms made-to-order:** Standard forms in special dimensions, thrust washers, flanged-thrust washers, half-bearings, special shapes obtained by stamping or deep drawing, customized bearing designs

### APPLICATIONS

**Industrial:** Aerospace, agricultural equipment, construction equipment, material handling equipment, forming machines -metal, plastic and rubber; office equipment, medical and scientific equipment, packaging equipment, pneumatic and hydraulic cylinders, pumps and motors, railroad and tramways, textile machinery, valves, etc.

**Others:** Marine and offshore equipment, other applications in water or in outdoor environments

### MICROSECTION



### OPERATING PERFORMANCE

Dry	Very good
Oil lubricated	Good
Grease lubricated	Fair
Water lubricated	Good
Process fluid lubricated	Fair

### FOR SUPERIOR / LEAD-FREE PERFORMANCE

Dry	DP4-B
Oil lubricated	DP4-B
Grease lubricated	DP4-B
Water lubricated	DP4-B
Process fluid lubricated	DP4-B

BEARING PROPERTIES		IMPERIAL UNITS	IMPERIAL VALUE	METRIC UNITS	METRIC VALUE
<b>GENERAL</b>					
Maximum load, p	Static	psi	20 000	N/mm <sup>2</sup>	140
	Dynamic	psi	20 000	N/mm <sup>2</sup>	140
Operating temperature	Min	°F	-328	°C	-200
	Max	°F	536	°C	280
Coefficient of linear thermal expansion	Parallel to the surface	10 <sup>-6</sup> /F	10	10 <sup>-6</sup> /K	18
	Normal to the surface	10 <sup>-6</sup> /F	20	10 <sup>-6</sup> /K	36
<b>DRY</b>					
Maximum sliding speed, U		fpm	500	m/s	2.5
Maximum pU factor		psi x fpm	50 000	N/mm <sup>2</sup> x m/s	1.8
Coefficient of friction, f			0.02 - 0.25*		0.02 - 0.25*
<b>OIL LUBRICATED</b>					
Maximum sliding speed, U		fpm	1 000	m/s	5.0
Maximum pU factor		psi x fpm	143 000	N/mm <sup>2</sup> x m/s	5.0
Coefficient of friction, f			0.02 - 0.12		0.02 - 0.12
<b>RECOMMENDATIONS</b>					
Shaft surface roughness, Ra	Dry Lubricated	µin µin	12 - 20 ≤ 2 - 16*	µm µm	0.3 - 0.5 ≤ 0.05 - 0.4*
Shaft surface hardness	Unhardened acceptable, improved bearing life		> 200 HB		

\* Depending on operating conditions



## DP10 Bearing Material




### METAL-POLYMER ANTI-FRICTION PLAIN BEARINGS

#### CHARACTERISTICS

- Good wear and low-friction performance over a wide range of loads, speeds and temperatures in dry running conditions
- Very good performance in lubricated applications particularly in marginally lubricated applications
- Suitable for linear, oscillating and rotating movements
- Lead-free material compliant to ELV, WEEE, and RoHS specifications

#### MICROSECTION



#### OPERATING PERFORMANCE

Dry	Good
Oil lubricated	Good
Grease lubricated	Fair
Water lubricated	Not recommended
Process fluid lubricated	Fair

#### FOR SUPERIOR PERFORMANCE

Grease lubricated	DP4 / DX
Water lubricated	DP4-B
Process fluid lubricated	DP4 / DP31



#### AVAILABILITY

**Bearing forms available in standard dimensions:**

- Cylindrical bushes
- Flanged bushes
- Sliding plates
- Thrust washers

**Bearing forms made-to-order:** Standard forms in special dimensions, half-bearings, special shapes obtained by stamping or deep drawing, bearings with local notches, lubricant holes and machined/stamped grooves, customized bearing designs

#### APPLICATIONS

**Automotive:** Braking systems, clutches, hinges – door, bonnet, boot, cabriolet roof tops, pedals, pumps – axial, piston, gear, vane, seat mechanisms, steering systems, struts and shock absorbers, wiper systems, etc.

**Industrial:** Agricultural equipment, compressors – scroll and reciprocating, construction equipment, food and beverage, material handling equipment, forming machines – metal, plastic and rubber, office equipment, medical and scientific equipment, packaging equipment, pneumatic and hydraulic cylinders, pumps and motors, railroad and tramways, textile machinery, valves, etc.

BEARING PROPERTIES		IMPERIAL UNITS	IMPERIAL VALUE	METRIC UNITS	METRIC VALUE
<b>GENERAL</b>					
Maximum load, p	Static	psi	36 000	N/mm <sup>2</sup>	250
	Dynamic	psi	20 000	N/mm <sup>2</sup>	140
Operating temperature	Min	°F	-328	°C	-200
	Max	°F	536	°C	280
Coefficient of linear thermal expansion	Parallel to the surface	10 <sup>-6</sup> /F	6	10 <sup>-6</sup> /K	11
	Normal to the surface	10 <sup>-6</sup> /F	17	10 <sup>-6</sup> /K	30
<b>DRY</b>					
Maximum sliding speed, U		fpm	500	m/s	2.5
Maximum pU factor		psi x fpm	29 000	N/mm <sup>2</sup> x m/s	1.0
Coefficient of friction, f			0.03 - 0.25*		0.03 - 0.25*
<b>OIL LUBRICATED</b>					
Maximum sliding speed, U		fpm	1 000	m/s	5.0
Maximum pU factor		psi x fpm	286 000	N/mm <sup>2</sup> x m/s	10.0
Coefficient of friction, f			0.02 - 0.08		0.02 - 0.08
<b>RECOMMENDATIONS</b>					
Shaft surface roughness, Ra	Dry Lubricated	µin µin	12 - 20 ≤ 2 - 16*	µm µm	0.3 - 0.5 ≤ 0.05 - 0.4*
Shaft surface hardness	Unhardened acceptable, improved bearing life		> 200 HB		

\* Depending on operating conditions

# DP11 Bearing Material




## METAL-POLYMER ANTI-FRICTION PLAIN BEARINGS

### CHARACTERISTICS

- Very good wear and low-friction performance over a wide range of loads, speeds and temperatures in dry running conditions
- Particularly suited to dry applications with high frequency and low amplitude oscillating movements
- Suitable for linear, oscillating and rotating movements
- Lead-free material compliant to ELV, WEEE, and RoHS specifications
- Approved to standard FMVSS 302 - Federal Motor Vehicle Safety Standard concerning the flammability of materials used in the occupant compartments of motor vehicles

### MICROSECTION



### OPERATING PERFORMANCE

Dry	Very good
Oil lubricated	Good
Grease lubricated	Fair
Water lubricated	Not recommended
Process fluid lubricated	Fair

### FOR SUPERIOR PERFORMANCE

Grease lubricated	DP4 / DX
Water lubricated	DP4-B
Process fluid lubricated	DP4 / DP31



### AVAILABILITY

**Bearing forms made-to-order:** Cylindrical bushes, flanged bushes, thrust washers, flanged-thrust washers, sliding plates, half-bearings, special shapes obtained by stamping or deep drawing, customized bearing designs

### APPLICATIONS

**Automotive:** Belt tensioners, clutches, dual mass fly-wheels, pulley dampers, etc.

**Industrial:** Applications with high frequency and low amplitude oscillating movements

BEARING PROPERTIES		IMPERIAL UNITS	IMPERIAL VALUE	METRIC UNITS	METRIC VALUE
<b>GENERAL</b>					
Maximum load, p	Static	psi	36 000	N/mm <sup>2</sup>	250
	Dynamic	psi	20 000	N/mm <sup>2</sup>	140
Operating temperature	Min	°F	-328	°C	-200
	Max	°F	536	°C	280
Coefficient of linear thermal expansion	Parallel to the surface	10 <sup>-6</sup> /F	6	10 <sup>-6</sup> /K	11
	Normal to the surface	10 <sup>-6</sup> /F	17	10 <sup>-6</sup> /K	30
<b>DRY</b>					
Maximum sliding speed, U		fpm	500	m/s	2.5
Maximum pU factor		psi x fpm	29 000	N/mm <sup>2</sup> x m/s	1.0
Coefficient of friction, f			0.04 - 0.25*		0.04 - 0.25*
<b>OIL LUBRICATED</b>					
Maximum sliding speed, U		fpm	1 000	m/s	5.0
Maximum pU factor		psi x fpm	286 000	N/mm <sup>2</sup> x m/s	10.0
Coefficient of friction, f			0.02 - 0.08		0.02 - 0.08
<b>RECOMMENDATIONS</b>					
Shaft surface roughness, Ra	Dry Lubricated	µin µin	12 - 20 ≤ 2 - 16*	µm µm	0.3 - 0.5 ≤ 0.05 - 0.4*
Shaft surface hardness	Unhardened acceptable, improved bearing life		> 200 HB		

\* Depending on operating conditions


## DP31 Bearing Material



### METAL-POLYMER HYDRODYNAMIC COMPOSITE BEARINGS

#### CHARACTERISTICS

- Excellent low-friction and wear resistance performance in lubricated applications
- Excellent flow erosion and cavitation resistance
- Very good fatigue strength
- Lead-free material compliant to ELV, WEEE, and RoHS specifications



#### AVAILABILITY


**Bearing forms made-to-order:** Cylindrical bushes, flanged bushes, thrust washers, flanged-thrust washers, sliding plates, half-bearings, bearings with locating notches, lubricant holes and machined/stamped grooves, customized bearing designs

#### APPLICATIONS

**Automotive:** Air conditioning compressors, gearbox and transmissions, heavy duty struts and shock absorbers, high performance pumps: axial piston, radial piston, gear, vane, etc.

**Industrial:** Compressors: scroll and reciprocating; pneumatic and hydraulic cylinders, high performance pumps axial piston, radial piston, gear, vane, etc.

#### MICROSECTION



#### OPERATING PERFORMANCE

Dry	Fair
Oil lubricated	Very good
Grease lubricated	Fair
Water lubricated	Fair
Process fluid lubricated	Good

#### FOR SUPERIOR PERFORMANCE

Dry	DP4 / DP11
Grease lubricated	DP4 / DX
Water lubricated	DP4-B

BEARING PROPERTIES		IMPERIAL UNITS	IMPERIAL VALUE	METRIC UNITS	METRIC VALUE
<b>GENERAL</b>					
Maximum load, p	Static	psi	36 000	N/mm <sup>2</sup>	250
	Dynamic	psi	20 000	N/mm <sup>2</sup>	140
Operating temperature	Min	°F	-328	°C	-200
	Max	°F	536	°C	280
Coefficient of linear thermal expansion	Parallel to the surface	10 <sup>-6</sup> /F	6	10 <sup>-6</sup> /K	11
	Normal to the surface	10 <sup>-6</sup> /F	17	10 <sup>-6</sup> /K	30
<b>OIL LUBRICATED</b>					
Maximum sliding speed, U		fpm	2 000	m/s	10.0
Maximum pU factor		psi x fpm	286 000	N/mm <sup>2</sup> x m/s	10.0
Coefficient of friction, f			0.01 - 0.05		0.01 - 0.05
<b>RECOMMENDATIONS</b>					
Shaft surface roughness, Ra	Lubricated	µin	≤ 2 - 16*	µm	≤ 0.05 - 0.4*
Shaft surface hardness	Unhardened acceptable, improved bearing life		> 200 HB		

\* Depending on operating conditions

# DX<sup>®</sup> Bearing Material




## METAL-POLYMER PLAIN BEARINGS GREASE LUBRICATED

### CHARACTERISTICS

- Marginally lubricated bearing material for grease or oil lubricated applications
- Standard parts contain grease indents in the sliding layer; plain sliding layer available by request
- Optimum performance under relatively high loads and low speeds
- Suitable for linear, oscillating and rotating movements
- Wide range of parts available from stock

### MICROSECTION




### OPERATING PERFORMANCE

Dry	Poor
Oil lubricated	Good
Grease lubricated	Very good
Water lubricated	Poor
Process fluid lubricated	Poor

### FOR SUPERIOR PERFORMANCE

Dry	GAR-MAX / HSG / GAR-FIL / MLG
Water lubricated	HPM / HPF / DP4-B
Process fluid lubricated	DP4 / HI-EX / GAR-FIL



### AVAILABILITY

**Bearing forms available in standard dimensions:**

- Cylindrical bushes
- Thrust washers
- Sliding plates

**Bearing forms made-to-order:** Standard forms in special dimensions, half-bearings, special shapes obtained by stamping, bearings with locating notches, lubricant holes and machined grooves, customized bearing designs

### APPLICATIONS

**Automotive:** Steering gear, power steering, pedal bushes, seat slides, king-pin bushes, tailgate pivots, brake caliper bushes, etc.

**Industrial:** Mechanical handling and lifting equipment, machine slides, hydraulic cylinders, hydraulic motors, ski-lifts, pneumatic equipment, medical equipment, textile machinery, agricultural equipment, scientific equipment, etc.

BEARING PROPERTIES		IMPERIAL UNITS	IMPERIAL VALUE	METRIC UNITS	METRIC VALUE
<b>GENERAL</b>					
Maximum load, p	Static	psi	20 000	N/mm <sup>2</sup>	140
	Dynamic	psi	20 000	N/mm <sup>2</sup>	140
Operating temperature	Min	°F	-40	°C	-40
	Max	°F	265	°C	130
Coefficient of linear thermal expansion	Parallel to the surface	10 <sup>-6</sup> /F	6	10 <sup>-6</sup> /K	11
	Normal to the surface	10 <sup>-6</sup> /F	17	10 <sup>-6</sup> /K	29
<b>OIL LUBRICATED</b>					
Maximum sliding speed, U		fpm	500	m/s	2.5
Maximum pU factor		psi x fpm	80 000	N/mm <sup>2</sup> x m/s	2.8
Coefficient of friction, f			0.06 - 0.12		0.06 - 0.12
<b>RECOMMENDATIONS</b>					
Shaft surface roughness, Ra		µin	≤ 16	µm	≤ 0.4
Shaft surface hardness	Unhardened acceptable, improved bearing life		> 200 HB > 350 HB		

\* Depending on operating conditions



## DX<sup>®</sup>10 Bearing Material



### METAL-POLYMER PLAIN BEARINGS GREASE LUBRICATED

#### CHARACTERISTICS

- Perfect for heavy duty and harsh environments
- Excellent chemical resistance
- Excellent erosion resistance
- Good fatigue strength
- Good wear performance
- Can be broached for tighter tolerance
- Lead-free material compliant to ELV, RoHS and WEEE specifications

#### MICROSECTION



#### OPERATING PERFORMANCE

Dry	Fair
Oil lubricated	Very good
Grease lubricated	Very good
Water lubricated	Poor
Process fluid lubricated	Fair

#### FOR SUPERIOR PERFORMANCE

Dry	GAR-MAX / HSG / GAR-FIL / MLG
Water lubricated	HPM / HPF / DP4-B
Process fluid lubricated	DP4 / HI-EX / GAR-FIL



#### AVAILABILITY

**Bearing forms made-to-order:** Cylindrical bushes, thrust washers, sliding plates, half-bearings, special shapes obtained by stamping, bearings with locating notches, lubricant holes and machined grooves, customized bearing designs

#### APPLICATIONS

**General:** Greased or oiled applications with high load, high temperature, and contamination; ideal for replacing bi-metal or bronze bushings to achieve improved wear performance

**Automotive:** King pins, oil pumps

**Industrial:** Piston pumps, agriculture equipment, construction, lift and cranes, small reciprocating bushing

BEARING PROPERTIES		IMPERIAL UNITS	IMPERIAL VALUE	METRIC UNITS	METRIC VALUE
<b>GENERAL</b>					
Maximum load, p	Static	psi	36 000	N/mm <sup>2</sup>	250
	Dynamic	psi	20 000	N/mm <sup>2</sup>	140
Operating temperature	Min	°F	-40	°C	-40
	Max	°F	350	°C	175
<b>GREASE LUBRICATED</b>					
Maximum sliding speed, U		fpm	500	m/s	2.5
Maximum pU factor		psi x fpm	80 000	N/mm <sup>2</sup> x m/s	2.8
Coefficient of friction, f			0.01 - 0.10		0.01 - 0.10
<b>OIL LUBRICATED</b>					
Maximum sliding speed, U		fpm	2 000	m/s	10.0
Maximum pU factor		psi x fpm	80 000	N/mm <sup>2</sup> x m/s	2.8
Coefficient of friction, f			0.01 - 0.06		0.01 - 0.06
<b>RECOMMENDATIONS</b>					
Shaft surface roughness, Ra		µin	≤ 16	µm	≤ 0.4
Shaft surface hardness	Normal For longer service life		> 200 HB		
			> 350 HB		

# HI-EX<sup>®</sup> Bearing Material




## METAL-POLYMER HYDRODYNAMIC COMPOSITE BEARINGS

### CHARACTERISTICS

- Marginally lubricated bearing material with good wear resistance under thin film conditions
- Standard bearings supplied with indents for optimum retention and distribution of the lubricant over the sliding layer
- Available with non-indented overlay for hydrodynamic applications
- Rated for high temperature use up to 250°C / 480°F
- Suitable for use with low viscosity fluids
- Good chemical resistance
- Lead-free material compliant to ELV, RoHS and WEEE specifications

### MICROSECTION



### OPERATING PERFORMANCE

Dry	Fair
Oil lubricated	Good
Grease lubricated	Very good
Water lubricated	Good
Process fluid lubricated	Good

### FOR SUPERIOR PERFORMANCE

Dry	GAR-MAX / HSG / GAR-FIL / MLG
-----	----------------------------------



### AVAILABILITY

**Bearing forms made-to-order:** Cylindrical bushes, thrust washers, sliding plates, half-bearings, special shapes obtained by stamping, bearings with locating notches, lubricant holes and machined grooves, customized bearing designs

### APPLICATIONS


**Automotive:** Diesel fuel pumps, heavy duty brakes, heavy duty axles

**Industrial:** Hydraulic motors, axial and radial piston pumps, agricultural equipment, wind energy equipment, yaw and teeter bearings

BEARING PROPERTIES		IMPERIAL UNITS	IMPERIAL VALUE	METRIC UNITS	METRIC VALUE
<b>GENERAL</b>					
Maximum load, p	Static	psi	20 000	N/mm <sup>2</sup>	140
	Dynamic	psi	20 000	N/mm <sup>2</sup>	140
Operating temperature	Min	°F	-240	°C	-150
	Max	°F	480	°C	250
Coefficient of linear thermal expansion	Parallel to the surface	10 <sup>-6</sup> /F	6	10 <sup>-6</sup> /K	11
	Normal to the surface	10 <sup>-6</sup> /F	17	10 <sup>-6</sup> /K	29
<b>GREASE LUBRICATED</b>					
Maximum sliding speed, U		fpm	500	m/s	2.5
Maximum pU factor		psi x fpm	80 000	N/mm <sup>2</sup> x m/s	2.8
Coefficient of friction, f			0.08 - 0.12		0.08 - 0.12
<b>OIL LUBRICATED</b>					
Maximum sliding speed, U		fpm	2 000	m/s	10.0
Maximum pU factor		psi x fpm	286 000	N/mm <sup>2</sup> x m/s	10.0
Coefficient of friction, f			0.03 - 0.08		0.03 - 0.08
<b>RECOMMENDATIONS</b>					
Shaft surface roughness, Ra		µin	≤ 2 - 16*	µm	≤ 0.05 - 0.4*
Shaft surface hardness	Normal For longer service life		> 200 HB > 350 HB		

\* Depending on operating conditions

## DTS10<sup>®</sup> Bearing Material



### METAL-POLYMER HYDRODYNAMIC COMPOSITE BEARINGS

#### CHARACTERISTICS

- The first polymer-lined bearing for lubricated conditions offering low-friction and high wear resistance that is designed to be machined on-site for tight tolerances
- Excellent wear resistance and low-friction in lubricated hydraulic applications
- Excellent chemical resistance, fatigue strength, cavitation and flow erosion resistance, and good behavior in dry start-up conditions
- A minimum overlay thickness of 0.1 mm permits, under carefully controlled conditions, machining of the assembled bore for improved dimensional tolerance and reduced geometric defects, while retaining a thin layer of PTFE sliding surface
- Compatible with most standard machining processes including turning, broaching, reaming, and milling
- Lead-free material compliant to ELV, RoHS and WEEE specifications


#### AVAILABILITY

**Bearing forms made-to-order:** Standard forms in special dimensions, half-bearings, special shapes obtained by stamping or deep drawing, bearings with locating notches, lubricant holes and machined/stamped grooves, customized bearing designs

#### APPLICATIONS

**Industrial:** Compressors: scroll and reciprocating, external and internal motors, external and internal pumps, vane pumps, axial and radial piston pumps, gerotor pumps, hydraulic cylinders

#### MICROSECTION



#### OPERATING PERFORMANCE

Dry	Fair
Oil lubricated	Excellent
Grease lubricated	Fair
Water lubricated	Fair
Process fluid lubricated	Good

#### FOR SUPERIOR PERFORMANCE

Dry	GAR-MAX / HSG / GAR-FIL / MLG
Grease lubricated	DX / DX10
Water lubricated	HPM / HPF / DP4-B

BEARING PROPERTIES		IMPERIAL UNITS	IMPERIAL VALUE	METRIC UNITS	METRIC VALUE
<b>GENERAL</b>					
Maximum load, p	Static	psi	20 000	N/mm <sup>2</sup>	140
	Min Max	°F °F	-328 536	°C °C	-200 280
<b>FLUID LUBRICATED</b>					
Maximum sliding speed, U		fpm	2 000	m/s	10.0
Maximum pU factor		psi x fpm	2 860 000	N/mm <sup>2</sup> x m/s	100*
Coefficient of friction, f			0.01 - 0.08		0.01 - 0.08
<b>RECOMMENDATIONS</b>					
Shaft surface roughness, Ra		µin	≤ 2 - 8*	µm	≤ 0.05 - 0.2*
Shaft surface hardness			> 200 HB		

\* Depending on operating conditions

# DS Bearing Material



## METAL-POLYMER SELF-LUBRICATING BEARINGS

### CHARACTERISTICS

- Self-lubricating bearing material for operation in mixed film lubrication conditions
- Sliding layer is machinable (ca. 0.4 mm above bronze sinter layer)
- Resistant to fretting corrosion damage to the shaft under low amplitude oscillating movements
- Similar in performance to DX® but with lower friction

### AVAILABILITY


**Bearing forms made-to-order:** Cylindrical bushes, thrust washers, sliding plates, half-bearings, special shapes obtained by stamping, customized bearing designs

### APPLICATIONS

**Automotive:** Steering gear, power steering, pedal bushes, seat slides, king-pin bushes, tailgate pivots, brake caliper bushes, etc.

**Industrial:** Mechanical handling and lifting equipment, machine slides, hydraulic cylinders, hydraulic motors, ski lifts, pneumatic equipment, medical equipment, textile machinery, agricultural equipment, scientific equipment, etc.

### MICROSECTION



### OPERATING PERFORMANCE

Dry	Good
Oil lubricated	Very good
Grease lubricated	Very good
Water lubricated	Poor
Process fluid lubricated	Poor

### FOR SUPERIOR PERFORMANCE

Water lubricated	HPM / HPF / DP4-B
Process fluid lubricated	DP4 / GAR-FIL / HI-EX

BEARING PROPERTIES		IMPERIAL UNITS	IMPERIAL VALUE	METRIC UNITS	METRIC VALUE
<b>GENERAL</b>					
Maximum load, p	Static	psi	16 000	N/mm <sup>2</sup>	110
	Dynamic	psi	6 500	N/mm <sup>2</sup>	45
Operating temperature	Min	°F	-80	°C	-60
	Max	°F	270	°C	130
<b>DRY</b>					
Maximum sliding speed, U		fpm	300	m/s	1.5
Maximum pU factor		psi x fpm	40 000	N/mm <sup>2</sup> x m/s	1.4
Coefficient of friction, f			0.15 - 0.3		0.15 - 0.3
<b>GREASE LUBRICATED</b>					
Maximum sliding speed, U		fpm	500	m/s	2.5
Maximum pU factor		psi x fpm	80 000	N/mm <sup>2</sup> x m/s	2.8
Coefficient of friction, f			0.05 - 0.1		0.05 - 0.1
<b>OIL LUBRICATED</b>					
Maximum sliding speed, U		fpm	2 000	m/s	10.0
Maximum pU factor		psi x fpm	286 000	N/mm <sup>2</sup> x m/s	10.0
Coefficient of friction, f			0.03 - 0.08		0.03 - 0.08
<b>RECOMMENDATIONS</b>					
Shaft surface roughness, Ra		µin	≤ 16	µm	≤ 0.4
Shaft surface hardness	Normal For longer service life		> 200 HB		
			> 350 HB		



## EP<sup>®</sup> Bearing Material



### SELF-LUBRICATING ENGINEERED PLASTIC BEARINGS

#### CHARACTERISTICS

- Good bearing performance in dry working conditions
- Good bearing performance in lubricated or marginally lubricated applications
- Corrosion-resistant in humid/saline environments
- Very good price performance ratio
- Very good weight performance ratio
- Within injection moulding tool feasibility unlimited dimensions and design features
- Compliant to ELV, WEEE and RoHS specifications



#### AVAILABILITY

**Bearing forms available in standard dimensions:**

- Plain cylindrical bushes
- Plain flanged bushes

**Bearing forms made-to-order:** Standard forms in special dimensions, thrust washers, half-bearings, sliding plates, customized bearing designs

#### APPLICATIONS

**General:** Generally applicable within the limits of the material properties

**Industrial:** Medical equipment, awnings and blinds, scientific equipment, gaming equipment, office equipment, etc.

#### MICROSECTION



PA 6.6T +  
Solid Lubricant  
+ Fillers

#### OPERATING PERFORMANCE

Dry	Good
Oil lubricated	Good
Grease lubricated	Good
Water lubricated	Fair
Process fluid lubricated	Good after resistance testing

#### FOR SUPERIOR PERFORMANCE

Water lubricated	EP22
------------------	------

BEARING PROPERTIES		IMPERIAL UNITS	IMPERIAL VALUE	METRIC UNITS	METRIC VALUE
GENERAL					
Maximum load, p	Static	psi	12 000	N/mm <sup>2</sup>	80
	Dynamic	psi	6 000	N/mm <sup>2</sup>	40
Operating temperature	Min	°F	-40	°C	-40
	Max	°F	284	°C	140
Coefficient of linear thermal expansion		10 <sup>-6</sup> /F	12	10 <sup>-6</sup> /K	22
DRY					
Maximum sliding speed, U		fpm	200	m/s	1.0
Maximum pU factor	for A <sub>H</sub> /A <sub>C</sub> = 5	psi x fpm	1 700	N/mm <sup>2</sup> x m/s	0.06
	for A <sub>H</sub> /A <sub>C</sub> = 10	psi x fpm	6 800	N/mm <sup>2</sup> x m/s	0.24
	for A <sub>H</sub> /A <sub>C</sub> = 20	psi x fpm	28 600	N/mm <sup>2</sup> x m/s	1.00
Coefficient of friction, f			0.15 - 0.3		0.15 - 0.3
RECOMMENDATIONS					
Shaft surface roughness, Ra		µin	8 - 32	µm	0.2 - 0.8
Shaft surface hardness			> 200 HV		

# EP®12 Bearing Material



## SELF-LUBRICATING ENGINEERED PLASTIC BEARINGS

### CHARACTERISTICS

- Good bearing performance in dry working conditions
- Good bearing performance in lubricated or marginally lubricated applications
- Corrosion-resistant in humid/saline environments
- Very good price performance ratio
- Very good weight performance ratio
- Within injection moulding tool feasibility unlimited dimensions and design features
- Compliant to ELV, WEEE and RoHS specifications

### MICROSECTION



POM +  
Solid Lubricant

### OPERATING PERFORMANCE

Dry	Very good
Oil lubricated	Good
Grease lubricated	Good
Water lubricated	Fair
Process fluid lubricated	Good after resistance testing

### FOR SUPERIOR PERFORMANCE

Water lubricated	EP22
------------------	------



### AVAILABILITY

**Bearing forms made-to-order:** Cylindrical bushes, flanged bearings, thrust washers, sliding plates, half-bearings, customized bearing designs

### APPLICATIONS

**General:** Generally applicable within the limits of the material properties

**Industrial:** Domestic appliances, furniture, office equipment, sports equipment and many more

BEARING PROPERTIES		IMPERIAL UNITS	IMPERIAL VALUE	METRIC UNITS	METRIC VALUE
<b>GENERAL</b>					
Maximum load, p	Static	psi	9 500	N/mm <sup>2</sup>	65
Operating temperature	Min	°F	-40	°C	-40
	Max	°F	257	°C	125
Coefficient of linear thermal expansion		10 <sup>-6</sup> /F	67	10 <sup>-6</sup> /K	120
<b>DRY</b>					
Maximum sliding speed, U		fpm	200	m/s	1.0
Maximum pU factor	for A <sub>H</sub> /A <sub>C</sub> = 5	psi x fpm	1 100	N/mm <sup>2</sup> x m/s	0.04
	for A <sub>H</sub> /A <sub>C</sub> = 10	psi x fpm	2 500	N/mm <sup>2</sup> x m/s	0.09
	for A <sub>H</sub> /A <sub>C</sub> = 20	psi x fpm	5 100	N/mm <sup>2</sup> x m/s	0.18
Coefficient of friction, f			0.18 - 0.3		0.18 - 0.3
<b>RECOMMENDATIONS</b>					
Shaft surface roughness, Ra		µin	4 - 20	µm	0.1 - 0.5
Shaft surface hardness			> 200 HV		

## EP®15 Bearing Material



### UV-RESISTANT BEARINGS FOR SUN & OUTDOOR APPLICATIONS

#### CHARACTERISTICS

- UV-resistant bearings
- Abrasion-resistant
- Lightweight
- Low coefficient of friction
- Very good bushing performance in dry working conditions
- Good bushing performance in lubricated or marginally lubricated applications
- Corrosion-resistant in humid/ saline environments
- Very good price performance ratio
- Very good weight performance ratio
- Within injection molding tool feasibility unlimited dimensions and design features
- Compliant to ELV, WEEE and RoHS specifications




#### AVAILABILITY


**EP®15 Bearing forms made-to-order:** Cylindrical bushings, flanged bushings, thrust washers, sliding plates, half-bushings, customized bearing designs

#### APPLICATIONS

Solar Power Equipment, Outdoor Applications, Recreational Applications



#### MICROSECTION



POM + PTFE +  
UV Stabilizer

#### OPERATING PERFORMANCE

Dry	Very good
Oil lubricated	Good
Grease lubricated	Good
Water lubricated	Fair
Process fluid lubricated	Good after resistance testing

BEARING PROPERTIES	STANDARD	UNITS	VALUE
<b>CHARACTERISTICS</b>			
Charpy unnotched impact strength	ISO 179/1eU	kJ/m <sup>2</sup>	45
Charpy notched impact strength	ISO 179/1eA	kJ/m <sup>2</sup>	4.5
Coefficient of linear thermal expansion	ISO 11359-2:1999-10	x10 <sup>-6</sup>	120
Minimum temperature		°C / °F	- 40 / - 40
Maximum temperature		°C / °F	125 / 260
Maximum extended temperature limit		°C / °F	125 / 260
Density	DIN EN ISO 1183-1 :2013-04 DIN EN ISO 1183-2 :2004-10	g/cm <sup>3</sup>	1.50
Tensile strength	DIN EN ISO 527-1 :2012-06 DIN EN ISO 527-2 :2012-06 DIN EN ISO 527-3 :2003-07	N/mm <sup>2</sup> / psi	50 / 7252
Elastic modulus in tension	DIN EN ISO 178:2013-09 DIN EN ISO 527-1:2012-06 DIN EN ISO 604:2003-12	N/mm <sup>2</sup> / psi	2750 / 398854
Maximum static load		N/mm <sup>2</sup> / psi	65 / 9500
Coefficient of friction, f			0.09 - 0.15
Color			Blue

# EP<sup>®</sup>22 Bearing Material



## SELF-LUBRICATING ENGINEERED PLASTIC BEARINGS

### CHARACTERISTICS

- Good bearing performance in dry working conditions
- Very good bearing performance in lubricated or marginally lubricated applications
- Corrosion-resistant in humid/saline environments
- Very good price performance ratio
- Very good weight performance ratio
- Within injection moulding tool feasibility unlimited dimensions and design features
- Compliant to ELV, WEEE and RoHS specifications



### AVAILABILITY

**Bearing forms available in standard dimensions:**

- Plain cylindrical bushes
- Plain flanged bushes

**Bearing forms made-to-order:** Standard forms in special dimensions, thrust washers, half-bearings, sliding plates, customized bearing designs

### APPLICATIONS

**General:** Generally applicable within the limits of the material properties

**Industrial:** Domestic appliances, chemical equipment, office equipment, sports equipment and many more

### MICROSECTION



PBT +  
Solid Lubricant

### OPERATING PERFORMANCE

Dry	Very good
Oil lubricated	Good
Grease lubricated	Good
Water lubricated	Very good
Process fluid lubricated	Good after resistance testing

BEARING PROPERTIES		IMPERIAL UNITS	IMPERIAL VALUE	METRIC UNITS	METRIC VALUE
<b>GENERAL</b>					
Maximum load, p	Static	psi	7 000	N/mm <sup>2</sup>	50
Operating temperature	Min	°F	-60	°C	-50
	Max	°F	340	°C	170
Coefficient of linear thermal expansion		10 <sup>-6</sup> /F	50	10 <sup>-6</sup> /K	90
<b>DRY</b>					
Maximum sliding speed, U		fpm	200	m/s	1.0
Maximum pU factor	for A <sub>H</sub> /A <sub>C</sub> = 5	psi x fpm	1 400	N/mm <sup>2</sup> x m/s	0.05
	for A <sub>H</sub> /A <sub>C</sub> = 10	psi x fpm	2 800	N/mm <sup>2</sup> x m/s	0.10
	for A <sub>H</sub> /A <sub>C</sub> = 20	psi x fpm	5 700	N/mm <sup>2</sup> x m/s	0.20
Coefficient of friction, f			0.22 - 0.37		0.22 - 0.37
<b>RECOMMENDATIONS</b>					
Shaft surface roughness, Ra		µin	4 - 20	µm	0.1 - 0.5
Shaft surface hardness			> 200 HV		



## EP®30 Bearing Material




### SELF-LUBRICATING ENGINEERED PLASTIC BEARINGS

#### CHARACTERISTICS

- Good bearing performance in dry working conditions
- Very good bearing performance in lubricated or marginally lubricated applications
- Corrosion-resistant in humid/saline environments
- Very good price performance ratio
- Very good weight performance ratio
- Very good in elasto hydrodynamic applications
- Within injection moulding tool feasibility unlimited dimensions and design features
- Compliant to ELV, WEEE and RoHS specifications

#### MICROSECTION



PA 6.6 + AF  
Solid Lubricant

#### OPERATING PERFORMANCE

Dry	Very good
Oil lubricated	Good
Grease lubricated	Good
Water lubricated	Very good
Process fluid lubricated	Good after resistance testing



#### AVAILABILITY

**Bearing forms available in standard dimensions:**

- Plain cylindrical bushes
- Plain flanged bushes

**Bearing forms made-to-order:** Standard forms in special dimensions, thrust washers, half-bearings, sliding plates, customized bearing designs

#### APPLICATIONS

**General:** Generally applicable within the limits of the material properties

**Industrial:** Domestic appliances, chemical equipment, office equipment, sports equipment and many more

BEARING PROPERTIES		IMPERIAL UNITS	IMPERIAL VALUE	METRIC UNITS	METRIC VALUE
<b>GENERAL</b>					
Maximum load, p	Static	psi	9 500	N/mm <sup>2</sup>	65
Operating temperature	Min	°F	-60	°C	-50
	Max	°F	392	°C	200
Coefficient of linear thermal expansion		10 <sup>-6</sup> /F	22	10 <sup>-6</sup> /K	40
<b>DRY</b>					
Maximum sliding speed, U		fpm	200	m/s	1.0
Maximum pU factor	for A <sub>H</sub> /A <sub>C</sub> = 5	psi x fpm	1 400	N/mm <sup>2</sup> x m/s	0.05
	for A <sub>H</sub> /A <sub>C</sub> = 10	psi x fpm	2 800	N/mm <sup>2</sup> x m/s	0.10
	for A <sub>H</sub> /A <sub>C</sub> = 20	psi x fpm	5 700	N/mm <sup>2</sup> x m/s	0.20
Coefficient of friction, f			0.08 - 0.16		0.08 - 0.16
<b>RECOMMENDATIONS</b>					
Shaft surface roughness, Ra		µin	4 - 20	µm	0.1 - 0.5
Shaft surface hardness			> 200 HV		

# EP<sup>®</sup>43 Bearing Material



## SELF-LUBRICATING ENGINEERED PLASTIC BEARINGS

### CHARACTERISTICS

- Good bearing performance in dry working conditions
- Good bearing performance in lubricated or marginally lubricated applications
- Corrosion-resistant in humid/saline environments
- Very good price performance ratio for high temperature applications
- Very good weight performance ratio
- Within injection moulding tool feasibility unlimited dimensions and design features
- Compliant to ELV, WEEE and RoHS specifications



### AVAILABILITY

**Bearing forms available in standard dimensions:**

- Plain cylindrical bushes
- Plain flanged bushes


**Bearing forms made-to-order:** Standard forms in special dimensions, thrust washers, half-bearings, sliding plates, customized bearing designs

### APPLICATIONS

**General:** Generally applicable within the limits of the material properties

**Industrial:** Domestic appliances, materials handling equipment, apparatus engineering, slot machines and cash boxes and many more

### MICROSECTION



PPS +  
Solid Lubricant  
+ Fillers

### OPERATING PERFORMANCE

Dry	Very good
Oil lubricated	Good
Grease lubricated	Good
Water lubricated	Very good
Process fluid lubricated	Good after resistance testing

BEARING PROPERTIES		IMPERIAL UNITS	IMPERIAL VALUE	METRIC UNITS	METRIC VALUE
<b>GENERAL</b>					
Maximum load, p	Static	psi	12 000	N/mm <sup>2</sup>	83
Operating temperature	Min	°F	-40	°C	-40
	Max	°F	460	°C	240
Coefficient of linear thermal expansion		10 <sup>-6</sup> /F	25	10 <sup>-6</sup> /K	45
<b>DRY</b>					
Maximum sliding speed, U		fpm	200	m/s	1.0
Maximum pU factor	for A <sub>H</sub> /A <sub>C</sub> = 5	psi x fpm	2 600	N/mm <sup>2</sup> x m/s	0.22
	for A <sub>H</sub> /A <sub>C</sub> = 10	psi x fpm	25 700	N/mm <sup>2</sup> x m/s	0.90
	for A <sub>H</sub> /A <sub>C</sub> = 20	psi x fpm	102 000	N/mm <sup>2</sup> x m/s	3.59
Coefficient of friction, f			0.11 - 0.2		0.11 - 0.2
<b>RECOMMENDATIONS</b>					
Shaft surface roughness, Ra		µin	8 - 32	µm	0.2 - 0.8
Shaft surface hardness			> 200 HV		

## EP<sup>®</sup>44 Bearing Material



### SELF-LUBRICATING ENGINEERED PLASTIC BEARINGS

#### CHARACTERISTICS

- Good bearing performance in dry working conditions
- Good bearing performance in lubricated or marginally lubricated applications
- Corrosion-resistant in humid/saline environments
- Very good price performance ratio for high temperature applications
- Very good weight performance ratio
- Within injection moulding tool feasibility unlimited dimensions and design features
- Compliant to ELV, WEEE and RoHS specifications



#### AVAILABILITY


**Bearing forms made-to-order:** Cylindrical bushings, flanged bearings, thrust washers, sliding plates, half-bearings, customized bearing designs

#### APPLICATIONS

**General:** Generally applicable within the limits of the material properties

**Industrial:** Domestic appliances, valve technology, electronics assembly, apparatus engineering and many more

#### MICROSECTION



PPS +  
Solid Lubricant  
+ Fillers

#### OPERATING PERFORMANCE

Dry	Good
Oil lubricated	Very good
Grease lubricated	Very good
Water lubricated	Very good
Process fluid lubricated	Good after resistance testing

BEARING PROPERTIES		IMPERIAL UNITS	IMPERIAL VALUE	METRIC UNITS	METRIC VALUE
<b>GENERAL</b>					
Maximum load, p	Static	psi	14 000	N/mm <sup>2</sup>	95
Operating temperature	Min	°F	-40	°C	-40
	Max	°F	460	°C	240
Coefficient of linear thermal expansion		10 <sup>-6</sup> /F	15	10 <sup>-6</sup> /K	27
<b>DRY</b>					
Maximum sliding speed, U		fpm	200	m/s	1.0
Maximum pU factor	for A <sub>H</sub> /A <sub>C</sub> = 5	psi x fpm	3 100	N/mm <sup>2</sup> x m/s	0.11
	for A <sub>H</sub> /A <sub>C</sub> = 10	psi x fpm	12 000	N/mm <sup>2</sup> x m/s	0.42
	for A <sub>H</sub> /A <sub>C</sub> = 20	psi x fpm	48 300	N/mm <sup>2</sup> x m/s	1.69
Coefficient of friction, f			0.16 - 0.26		0.16 - 0.26
<b>RECOMMENDATIONS</b>					
Shaft surface roughness, Ra		µin	8 - 32	µm	0.2 - 0.8
Shaft surface hardness			> 450 HV		

# EP®63 Bearing Material



## SELF-LUBRICATING ENGINEERED PLASTIC BEARINGS

### CHARACTERISTICS

- Good bearing performance in dry working conditions
- Good bearing performance in lubricated or marginally lubricated applications
- Corrosion-resistant in humid/saline environments
- Suitable for very high temperature applications
- Very good weight performance ratio
- Within injection moulding tool feasibility unlimited dimensions and design features
- Compliant to ELV, WEEE and RoHS specifications



### AVAILABILITY

**Bearing forms available in standard dimensions:**

- Plain cylindrical bushes
- Plain flanged bushes

**Bearing forms made-to-order:** Standard forms in special dimensions, thrust washers, half-bearings, sliding plates, customized bearing designs

### APPLICATIONS

**General:** Generally applicable within the limits of the material properties

**Industrial:** Domestic appliances, valve technology, electronics assembly, agricultural machinery and many more

### MICROSECTION



PEEK +  
Solid Lubricant  
+ Fillers

### OPERATING PERFORMANCE

Dry	Good
Oil lubricated	Good
Grease lubricated	Good
Water lubricated	Fair
Process fluid lubricated	Good after resistance testing

### FOR SUPERIOR PERFORMANCE

Water lubricated	EP64
------------------	------

BEARING PROPERTIES		IMPERIAL UNITS	IMPERIAL VALUE	METRIC UNITS	METRIC VALUE
<b>GENERAL</b>					
Maximum load, p	Static	psi	13 000	N/mm <sup>2</sup>	90
Operating temperature	Min	°F	-150	°C	-100
	Max	°F	550	°C	290
Coefficient of linear thermal expansion		10 <sup>-6</sup> /F	28	10 <sup>-6</sup> /K	50
<b>DRY</b>					
Maximum sliding speed, U		fpm	200	m/s	1.0
Maximum pU factor	for A <sub>H</sub> /A <sub>C</sub> = 5	psi x fpm	4 500	N/mm <sup>2</sup> x m/s	0.16
	for A <sub>H</sub> /A <sub>C</sub> = 10	psi x fpm	18 800	N/mm <sup>2</sup> x m/s	0.66
	for A <sub>H</sub> /A <sub>C</sub> = 20	psi x fpm	75 200	N/mm <sup>2</sup> x m/s	2.63
Coefficient of friction, f			0.12 - 0.21		0.12 - 0.21
<b>RECOMMENDATIONS</b>					
Shaft surface roughness, Ra		µin	4 - 20	µm	0.1 - 0.5
Shaft surface hardness			> 200 HV		



## EP<sup>®</sup>64 Bearing Material



### SELF-LUBRICATING ENGINEERED PLASTIC BEARINGS

#### CHARACTERISTICS

- Good bearing performance in lubricated or marginally lubricated applications
- Excellent flow erosion and cavitation resistance
- Corrosion-resistant in humid/saline environments
- Suitable for very high temperature applications
- Very good weight performance ratio
- Within injection moulding tool feasibility unlimited dimensions and design features
- Compliant to ELV, WEEE and RoHS specifications



#### AVAILABILITY


**Bearing forms made-to-order:** Cylindrical bushes, flanged bearings, thrust washers, sliding plates, half-bearings, customized bearing designs

#### APPLICATIONS

**General:** Generally applicable within the limits of the material properties

**Industrial:** Domestic appliances, transportation equipment, apparatus engineering, conveyor equipment and many more

#### MICROSECTION



PEEK +  
Solid Lubricant  
+ Fillers

#### OPERATING PERFORMANCE

Dry	Good
Oil lubricated	Very good
Grease lubricated	Very good
Water lubricated	Good
Process fluid lubricated	Good after resistance testing

#### BEARING PROPERTIES

##### GENERAL

		IMPERIAL UNITS	IMPERIAL VALUE	METRIC UNITS	METRIC VALUE
Maximum load, p	Static	psi	18 000	N/mm <sup>2</sup>	125
Operating temperature	Min	°F	-150	°C	-100
	Max	°F	550	°C	290
Coefficient of linear thermal expansion		10 <sup>-6</sup> /F	8	10 <sup>-6</sup> /K	14

##### DRY

Maximum sliding speed, U		fpm	200	m/s	1.0
Maximum pU factor	for A <sub>H</sub> /A <sub>C</sub> = 5	psi x fpm	2 500	N/mm <sup>2</sup> x m/s	0.09
	for A <sub>H</sub> /A <sub>C</sub> = 10	psi x fpm	10 000	N/mm <sup>2</sup> x m/s	0.35
	for A <sub>H</sub> /A <sub>C</sub> = 20	psi x fpm	40 000	N/mm <sup>2</sup> x m/s	1.40
Coefficient of friction, f			0.3 - 0.5		0.3 - 0.5

##### RECOMMENDATIONS

Shaft surface roughness, Ra	µin	4 - 20	µm	0.1 - 0.5
Shaft surface hardness				> 450 HV

# EP<sup>®</sup>73 Bearing Material



## SELF-LUBRICATING ENGINEERED PLASTIC BEARINGS

### CHARACTERISTICS

- Good bearing performance in dry working conditions
- Good bearing performance in lubricated or marginally lubricated applications
- Corrosion-resistant in humid/saline environments
- Very good dimensional stability
- Very good weight performance ratio
- Within injection moulding tool feasibility unlimited dimensions and design features
- Compliant to ELV, WEEE and RoHS specifications

### MICROSECTION



PAI +  
Solid Lubricant  
+ Fillers

### OPERATING PERFORMANCE

Dry	Good
Oil lubricated	Good
Grease lubricated	Good
Water lubricated	Fair
Process fluid lubricated	Good after resistance testing

### FOR SUPERIOR PERFORMANCE

Water lubricated	EP64
------------------	------



### AVAILABILITY

**Bearing forms made-to-order:** Cylindrical bushes, flanged bearings, thrust washers, sliding plates, half-bearings, customized bearing designs

### APPLICATIONS

**General:** Generally applicable within the limits of the material properties

**Automotive:** Automatic gears, pumps, sealing in turbo compressors, piston rings, valve seats, sealings

**Industrial:** Continuous furnaces, drying furnaces for coating, textile machines and many more

**Aerospace:** Weight saving by replacement of aluminum or metal alloys, while providing superior stability and viscosity. Applicable in extreme high and low temperatures e.g. turbojet engine compressor blade

BEARING PROPERTIES		IMPERIAL UNITS	IMPERIAL VALUE	METRIC UNITS	METRIC VALUE
<b>GENERAL</b>					
Maximum load, p	Static	psi	15 000	N/mm <sup>2</sup>	105
Operating temperature	Min	°F	-330	°C	-200
	Max	°F	500	°C	260
Coefficient of linear thermal expansion		10 <sup>-6</sup> /F	14	10 <sup>-6</sup> /K	25
<b>DRY</b>					
Maximum sliding speed, U		fpm	500	m/s	2.5
Maximum pU factor	for A <sub>H</sub> /A <sub>C</sub> = 5	psi x fpm	2 800	N/mm <sup>2</sup> x m/s	0.10
	for A <sub>H</sub> /A <sub>C</sub> = 10	psi x fpm	11 100	N/mm <sup>2</sup> x m/s	0.39
	for A <sub>H</sub> /A <sub>C</sub> = 20	psi x fpm	44 900	N/mm <sup>2</sup> x m/s	1.57
Coefficient of friction, f			0.19 - 0.31		0.19 - 0.31
<b>LUBRICATED</b>					
Maximum sliding speed, U		fpm	1 000	m/s	5.0
<b>RECOMMENDATIONS</b>					
Shaft surface roughness, Ra		µin	8 - 32	µm	0.2 - 0.8
Shaft surface hardness			> 200 HV		

## EP<sup>®</sup>79 Bearing Material



### SELF-LUBRICATING ENGINEERED PLASTIC BEARINGS

#### CHARACTERISTICS

- Excellent flow erosion and cavitation resistance
- Excellent performance in fully lubricated applications
- Corrosion-resistant in humid/saline environments
- Excellent dimensional stability
- Very good weight performance ratio
- Within injection moulding tool feasibility unlimited dimensions and design features
- Compliant to ELV, WEEE and RoHS specifications



#### AVAILABILITY

**Bearing forms made-to-order:** Cylindrical bushes, flanged bearings, thrust washers, sliding plates, half-bearings, customized bearing designs


#### APPLICATIONS

**General:** Generally applicable within the limits of the material properties

**Automotive:** Automatic gears

**Industrial:** Domestic appliances, control valves, fittings, textile machines and many more

#### MICROSECTION



PAI+  
Solid Lubricant  
+ Fillers

#### OPERATING PERFORMANCE

Dry	Not recommended
Oil lubricated	Very good
Grease lubricated	Very good
Water lubricated	Fair
Process fluid lubricated	Good after resistance testing

#### FOR SUPERIOR PERFORMANCE

Dry	EP73
Water lubricated	EP64

BEARING PROPERTIES		IMPERIAL UNITS	IMPERIAL VALUE	METRIC UNITS	METRIC VALUE
<b>GENERAL</b>					
Maximum load, p	Static	psi	19 000	N/mm <sup>2</sup>	130
Operating temperature	Min	°F	-330	°C	-200
	Max	°F	500	°C	260
Coefficient of linear thermal expansion		10 <sup>-6</sup> /F	5	10 <sup>-6</sup> /K	9
<b>DRY</b>					
Maximum sliding speed, U		fpm	2 000	m/s	10.0
Maximum pU factor		psi x fpm	286 000	N/mm <sup>2</sup> x m/s	10.0
Coefficient of friction, f			0.005 - 0.1		0.005 - 0.1
<b>RECOMMENDATIONS</b>					
Shaft surface roughness, Ra		µin	8 - 32	µm	0.2 - 0.8
Shaft surface hardness			> 500 HV		

# KA Glacetal Bearing Material



## ENGINEERED PLASTIC THRUST WASHERS

### CHARACTERISTICS

- Good bearing performance in light duty working conditions
- Good performance in lubricated or marginally lubricated applications
- Corrosion-resistant in humid/saline environments
- Very good price performance ratio
- Very good weight performance ratio

### MICROSECTION



#### OPERATING PERFORMANCE

Dry	Fair
Oil lubricated	Good
Grease lubricated	Good
Water lubricated	Fair
Process fluid lubricated	Fair

#### FOR SUPERIOR PERFORMANCE

Dry	EP22
Water lubricated	EP22
Process fluid lubricated	EP22



### AVAILABILITY

Bearing forms available in standard dimensions:

- Plain thrust washers

Non standard parts made-to-order

### APPLICATIONS

**Industrial:** Thrust washers are used as axial bearings in conjunction with all cylindrical bushes according to ISO 3547 to prevent metal-to-metal contact and fretting damage

BEARING PROPERTIES		IMPERIAL UNITS	IMPERIAL VALUE	METRIC UNITS	METRIC VALUE
<b>GENERAL</b>					
Maximum load, p	Static	psi	3 000	N/mm <sup>2</sup>	20
	Dynamic	psi	1 500	N/mm <sup>2</sup>	10
Operating temperature	Min	°F	-40	°C	-40
	Max	°F	180	°C	80
<b>GREASED</b>					
Maximum sliding speed, U		fpm	300	m/s	1.5
Maximum pU factor		psi x fpm	10 000	N/mm <sup>2</sup> x m/s	0.35
Coefficient of friction, f			0.08 - 0.12		0.08 - 0.12
<b>RECOMMENDATIONS</b>					
Shaft surface roughness, Ra		µin	≤ 16	µm	≤ 0.4
Shaft surface hardness	Normal		> 200 HB		
	For longer service life		> 350 HB		

## Multilube Bearing Material



### THERMOPLASTIC PLAIN BEARINGS

#### CHARACTERISTICS

- Good bearing performance in dry working conditions
- Good performance in lubricated or marginally lubricated applications
- Corrosion-resistant in humid/saline environments
- Good price performance ratio
- Very good weight performance ratio
- Within injection moulding tool feasibility unlimited dimensions and design features



#### AVAILABILITY

**Bearing forms made-to-order:** Cylindrical bushes, flanged bearings, thrust washers, sliding plates, half-bearings, customized bearing designs

#### APPLICATIONS

**Industrial:** Linkages, seat suspensions

#### MICROSECTION



POM +  
Solid Lubricant  
+ Fillers

#### OPERATING PERFORMANCE

Dry	Good
Oil lubricated	Good
Grease lubricated	Good
Water lubricated	Fair
Process fluid lubricated	Fair

#### FOR SUPERIOR PERFORMANCE

Water lubricated	EP22
Process fluid lubricated	EP22

BEARING PROPERTIES		IMPERIAL UNITS	IMPERIAL VALUE	METRIC UNITS	METRIC VALUE
<b>GENERAL</b>					
Maximum load, p	Static	psi	9 000	N/mm <sup>2</sup>	60
	Dynamic	psi	4 500	N/mm <sup>2</sup>	30
Operating temperature	Min	°F	-40	°C	-40
	Max	°F	180	°C	80
	Momentary	°F	250	°C	120
Coefficient of linear thermal expansion		10 <sup>-6</sup> /F	56	10 <sup>-6</sup> /K	101
<b>DRY</b>					
Maximum sliding speed, U		fpm	300	m/s	1.5
Maximum pU factor		psi x fpm	17 000	N/mm <sup>2</sup> x m/s	0.6
Coefficient of friction, f			0.1 - 0.2		0.1 - 0.2
<b>RECOMMENDATIONS</b>					
Shaft surface roughness, Ra		µin	8 - 32	µm	0.2 - 0.8
Shaft surface hardness	Normal		> 200 HB		
	For longer service life		> 350 HB		



## GAR-MAX® Bearing Material

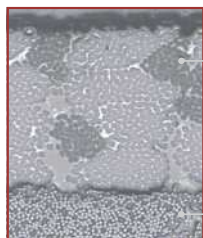


### SELF-LUBRICATING FIBERGLASS REINFORCED PLAIN BEARINGS

#### CHARACTERISTICS

- High load capacity
- Excellent shock and misalignment resistance
- Excellent contamination resistance
- Very good friction and wear properties
- Good chemical resistance
- Very good dry wear performance
- GAR-MAX® bearing sizes available according to DIN ISO 4379 for the replacement of traditional greased bronze bearings

#### MICROSECTION



Sliding Layer

Backing

#### OPERATING PERFORMANCE

Dry	Very good
Oil lubricated	Fair
Grease lubricated	Fair
Water lubricated	Fair
Process fluid lubricated	Poor

#### FOR SUPERIOR PERFORMANCE

Oil lubricated	GAR-FIL
Grease lubricated	DX / DX10
Water lubricated	HPF / HPM
Process fluid lubricated	GAR-FIL



#### AVAILABILITY

**Bearing forms available in standard dimensions:**

- Plain cylindrical bushes

**Non-standard parts made-to-order:** Cylindrical bushes with non-standard lengths and wall thickness, customized bushing designs

#### APPLICATIONS

**Industrial:** Steering linkages, hydraulic cylinder pivots, king pin bearings, boom lifts, scissor lifts, cranes, hoists, lift gates, backhoes, trenchers, skid steer loaders, front end loaders, etc.

BEARING PROPERTIES		IMPERIAL UNITS	IMPERIAL VALUE	METRIC UNITS	METRIC VALUE
<b>GENERAL</b>					
Maximum load, p	Static	psi	30 000	N/mm <sup>2</sup>	210
	Dynamic	psi	20 500	N/mm <sup>2</sup>	140
Operating temperature	Min	°F	-320	°C	-195
	Max	°F	320	°C	160
<b>DRY</b>					
Maximum sliding speed, U		fpm	25	m/s	0.13
Maximum pU factor		psi x fpm	30 000	N/mm <sup>2</sup> x m/s	1.05
Coefficient of friction, f			0.05 - 0.3*		0.05 - 0.3*
<b>RECOMMENDATIONS</b>					
Shaft surface roughness, Ra		µin	6 - 16	µm	0.15 - 0.4
Shaft surface hardness	Normal		> 350 HB		
	For longer service life		> 480 HB		

\* Depending on operating conditions

## GAR-FIL<sup>®</sup> Bearing Material



### FIBER REINFORCED COMPOSITE BEARINGS WITH PTFE TAPE LINER

#### CHARACTERISTICS

- Proprietary filled PTFE tape liner
- High load capacity
- Good chemical resistance
- Machinable bearing surface
- High rotational speed capacity
- Very good friction and wear properties
- Excellent contamination resistance



#### AVAILABILITY

Bearing forms available in standard dimensions:

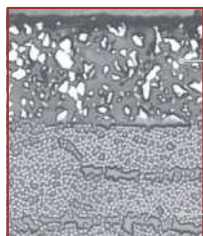
- Plain cylindrical bushes

**Non-standard parts made-to-order:** Cylindrical bushes with non-standard lengths and wall thickness, flanged bearings, hexagonal and square bores, liner on outer diameter, customized bearing designs

#### APPLICATIONS

**Industrial:** Valves, scissor lifts, pulleys, toggle linkages, etc.

#### MICROSECTION



Sliding Layer

Backing

#### OPERATING PERFORMANCE

Dry	Very good
Oil lubricated	Very good
Grease lubricated	Fair
Water lubricated	Fair
Process fluid lubricated	Very good

#### FOR SUPERIOR PERFORMANCE

Grease lubricated	DX / DX10
Water lubricated	HPF / HPM

BEARING PROPERTIES		IMPERIAL UNITS	IMPERIAL VALUE	METRIC UNITS	METRIC VALUE
<b>GENERAL</b>					
Maximum load, p	Static	psi	20 000	N/mm <sup>2</sup>	140
	Dynamic	psi	20 000	N/mm <sup>2</sup>	140
Operating temperature	Min	°F	-320	°C	-195
	Max	°F	400	°C	205
<b>DRY</b>					
Maximum sliding speed, U		fpm	500	m/s	2.5
Maximum pU factor		psi x fpm	35 000	N/mm <sup>2</sup> x m/s	1.23
Coefficient of friction, f			0.02 - 0.12*		0.02 - 0.12*
<b>RECOMMENDATIONS</b>					
Shaft surface roughness, Ra		µin	≤ 16	µm	≤ 0.4
Shaft surface hardness	Normal		> 200 HB		

\* Depending on operating conditions

# HSG Bearing Material

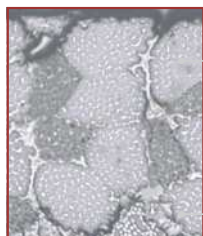


## HIGH-LOAD FIBER REINFORCED COMPOSITE PTFE BEARINGS

### CHARACTERISTICS

- Self-lubricating plain bearing material
- High load capacity (twice as much as standard GAR-MAX® bearings)
- Excellent shock and misalignment resistance
- Excellent contamination resistance
- Very good friction and wear properties
- Good chemical resistance

### MICROSECTION



Sliding Layer

Backing

### OPERATING PERFORMANCE

Dry	Very good
Oil lubricated	Fair
Grease lubricated	Fair
Water lubricated	Fair
Process fluid lubricated	Fair

### FOR SUPERIOR PERFORMANCE

Oil lubricated	GAR-FIL
Grease lubricated	DX / DX10
Water lubricated	HPF / HPM
Process fluid lubricated	GAR-FIL



### AVAILABILITY

Bearing forms available in standard dimensions:

- Plain cylindrical bushes

**Non-standard parts made-to-order:** Cylindrical bushes with non-standard lengths and wall thickness, flanged bearings, hexagonal and square bores, liner on outer diameter, customized bearing designs

### APPLICATIONS

**Industrial:** Steering linkages, hydraulic cylinder pivots, king pin bearings, boom lifts, scissor lifts, cranes, hoists, lift gates, backhoes, trenchers, skid steer loaders, front end loaders, etc.

BEARING PROPERTIES		IMPERIAL UNITS	IMPERIAL VALUE	METRIC UNITS	METRIC VALUE
<b>GENERAL</b>					
Maximum load, p	Static	psi	60 000	N/mm <sup>2</sup>	415
	Dynamic	psi	20 000	N/mm <sup>2</sup>	140
Operating temperature	Min	°F	-320	°C	-195
	Max	°F	320	°C	160
<b>DRY</b>					
Maximum sliding speed, U		fpm	25	m/s	0.13
Maximum pU factor		psi x fpm	30 000	N/mm <sup>2</sup> x m/s	1.05
Coefficient of friction, f			0.05 - 0.3*		0.05 - 0.3*
<b>RECOMMENDATIONS</b>					
Shaft surface roughness, Ra		µin	6 - 16	µm	0.15 - 0.4
Shaft surface hardness	Normal		> 350 HB		
	For longer service life		> 480 HB		

\* Depending on operating conditions

## MLG Bearing Material



### SELF-LUBRICATING FIBER REINFORCED COMPOSITE BEARINGS

#### CHARACTERISTICS

- Value engineered filament-wound bearing for lighter duty applications
- High load capacity
- Good misalignment resistance
- Excellent shock resistance
- Good friction and wear properties
- Good chemical resistance




#### AVAILABILITY

**Bearing forms made-to-order:** Cylindrical bushes with non-standard lengths and wall thickness, flanged bearings, hexagonal and square bores, liner on outer diameter, customized bearing designs

#### APPLICATIONS

**Industrial:** Construction and earth moving equipment, conveyors, cranes, hoists, hydraulic cylinder pivots, etc.

#### MICROSECTION



#### OPERATING PERFORMANCE

Dry	Very good
Oil lubricated	good
Grease lubricated	Poor
Water lubricated	Fair
Process fluid lubricated	Fair

#### FOR SUPERIOR PERFORMANCE

Grease lubricated	DX / DX10
Water lubricated	HPF / HPM
Process fluid lubricated	GAR-FIL

BEARING PROPERTIES		IMPERIAL UNITS	IMPERIAL VALUE	METRIC UNITS	METRIC VALUE
<b>GENERAL</b>					
Maximum load, p	Static	psi	30 000	N/mm <sup>2</sup>	210
	Dynamic	psi	20 000	N/mm <sup>2</sup>	140
Operating temperature	Min	°F	-320	°C	-195
	Max	°F	320	°C	160
<b>DRY</b>					
Maximum sliding speed, U		fpm	25	m/s	0.13
Maximum pU factor		psi x fpm	30 000	N/mm <sup>2</sup> x m/s	1.05
Coefficient of friction, f			0.05 - 0.3*		0.05 - 0.3*
<b>RECOMMENDATIONS</b>					
Shaft surface roughness, Ra		µin	6 - 16	µm	0.15 - 0.4
Shaft surface hardness			> 350 HB		

\* Depending on operating conditions

# HPM Bearing Material

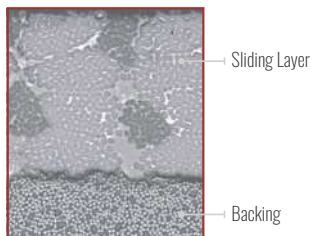


## FIBER REINFORCED COMPOSITE HYDRO BEARINGS

### CHARACTERISTICS

- Designed for hydropower applications
- High load capacity
- Excellent shock and edge loading capacity
- Low-friction, superior wear rate and bearing life
- Excellent corrosion-resistance
- Dimensionally stable - very low water absorption, low swelling
- Environmentally friendly

### MICROSECTION



### OPERATING PERFORMANCE

Dry	Very good
Oil lubricated	Fair
Grease lubricated	Poor
Water lubricated	Very good
Process fluid lubricated	Poor

### FOR SUPERIOR PERFORMANCE

Oil lubricated	GAR-FIL / HPF
Grease lubricated	DX / DX10
Process fluid lubricated	GAR-FIL / HPF



### AVAILABILITY

Bearing forms available in standard dimensions:

- Plain cylindrical bushes

**Non-standard parts made-to-order:** Cylindrical bushes with non-standard dimensions, customized bearing designs

### APPLICATIONS


**Industrial:** Servo-motor bearings, operating ring sliding segments, linkage bearings, wicket gate bearings, guide vane bearings, intake gate sliding segments, intake gate roller bearings, spillway gate bearings, trash rate bearings, fish screen bearings, trunnion bearings, blade bearings, injector bearings, deflector bearings, ball and butterfly trunnion bearings, etc.

BEARING PROPERTIES		IMPERIAL UNITS	IMPERIAL VALUE	METRIC UNITS	METRIC VALUE
<b>GENERAL</b>					
Maximum load, p	Static	psi	30 000	N/mm <sup>2</sup>	210
	Dynamic	psi	20 000	N/mm <sup>2</sup>	140
Operating temperature	Min	°F	-320	°C	-195
	Max	°F	320	°C	160
<b>DRY</b>					
Maximum sliding speed, U		fpm	25	m/s	0.13
Maximum pU factor		psi x fpm	35 000	N/mm <sup>2</sup> x m/s	1.23
Coefficient of friction, f			0.03 - 0.12*		0.03 - 0.12*
<b>RECOMMENDATIONS</b>					
Shaft surface roughness, Ra		µin	8 - 32	µm	0.2 - 0.8
Shaft surface hardness	Normal				> 180 HB
	For longer service life				> 480 HB

\* Depending on operating conditions



## HPMB<sup>®</sup> Bearing Material



### HIGH PRECISION FIBER REINFORCED COMPOSITE BEARINGS

#### CHARACTERISTICS

- Machinable inner and outer diameters for superior application precision, circularity and cylindricity tolerances
- Pre-machined high precision HPMB bearings available for immediate installation
- High precision through easy single point machining of the bearing liner, on-site prior to installation
- Superior precision achieved with post-installation (inner diameter tolerance IT7 attainable) single point machining of the bearing liner
- High load capacity
- Excellent shock and edge loading capacity
- Low-friction with negligible stick-slip
- Low wear rate for extended bearing life

#### AVAILABILITY


**Bearing forms made-to-order:** Finished cylindrical bushings, pre-machined cylindrical bushings, flanged cylindrical bushings (subject to design review)

#### APPLICATIONS

**Industrial:** Railroad stabilization system, railroad brake linkages, injection molding machines – guide bushings, hydraulic cylinder pivots, water turbines – wicket gates, servomotors, links, water gates, valves

- Excellent corrosion-resistance
- Dimensionally stable - very low water absorption, low swelling
- Environmentally friendly grease-free operation

#### MICROSECTION



#### OPERATING PERFORMANCE

Dry	Very good
Oil lubricated	Fair
Grease lubricated	Not recommended
Water lubricated	Very Good
Process fluid lubricated	To be tested by final user

#### FOR SUPERIOR PERFORMANCE

Oil lubricated	GAR-FIL / HPF
Grease lubricated	DX / DX10
Process fluid lubricated	GAR-FIL / HPF

BEARING PROPERTIES		IMPERIAL UNITS	IMPERIAL VALUE	METRIC UNITS	METRIC VALUE
<b>GENERAL</b>					
Maximum load, p	Static	psi	30 000	N/mm <sup>2</sup>	210
	Dynamic	psi	20 000	N/mm <sup>2</sup>	140
Operating temperature	Min	°F	-320	°C	-196
	Max	°F	325	°C	163
Coefficient of linear thermal expansion		10 <sup>-6</sup> /F	7	10 <sup>-6</sup> /K	12.6
<b>DRY</b>					
Maximum sliding speed, U		fpm	25	m/s	0.13
Maximum pU factor		psi x fpm	35 000	N/mm <sup>2</sup> x m/s	1.23
Coefficient of friction, f			0.03 - 0.12*		0.03 - 0.12*
<b>RECOMMENDATIONS</b>					
Shaft surface roughness, Ra		µin	8 - 32	µm	0.2 - 0.8
Shaft surface hardness		Normal	> 180 HB		
		For longer service life	> 480 HB		

\* Depending on operating conditions

# HPF<sup>®</sup> Bearing Material

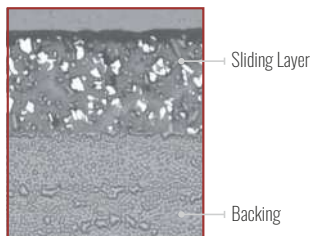


## FIBER REINFORCED COMPOSITE BEARINGS WITH PTFE TAPE LINER

### CHARACTERISTICS

- Proprietary filled PTFE tape machinable liner
- Designed for hydropower applications
- Machinable bearing surface
- High load capacity
- Excellent shock and edge loading capacity
- Low-friction, superior wear rate and bearing life
- Excellent corrosion-resistance
- Dimensionally stable - very low water absorption, low swelling
- Environmentally friendly

### MICROSECTION



### OPERATING PERFORMANCE

Dry	Very good
Oil lubricated	Very good
Grease lubricated	Poor
Water lubricated	Very good
Process fluid lubricated	Good

### FOR SUPERIOR PERFORMANCE

Grease lubricated	DX / DX10
-------------------	-----------



### AVAILABILITY

Bearing forms available in standard dimensions:

- Plain cylindrical bushes
- Sliding plates

**Non-standard parts made-to-order:** Cylindrical bushes with non-standard dimensions, customized bearing designs

### APPLICATIONS

**Industrial:** Servo-motor bearings, operating ring sliding segments, linkage bearings, wicket gate bearings, guide vane bearings, intake gate sliding segments, intake gate roller bearings, spillway gate bearings, trash rate bearings, fish screen bearings, trunnion bearings, blade bearings, injector bearings, deflector bearings, ball and butterfly trunnion bearings, etc.

BEARING PROPERTIES		IMPERIAL UNITS	IMPERIAL VALUE	METRIC UNITS	METRIC VALUE
<b>GENERAL</b>					
Maximum load, p	Static	psi	20 000	N/mm <sup>2</sup>	140
	Dynamic	psi	20 000	N/mm <sup>2</sup>	140
Operating temperature	Min	°F	-320	°C	-195
	Max	°F	285	°C	140
<b>DRY</b>					
Maximum sliding speed, U		fpm	500	m/s	2.5
Maximum pU factor		psi x fpm	35 000	N/mm <sup>2</sup> x m/s	1.23
Coefficient of friction, f			0.02 - 0.1*		0.02 - 0.1*
<b>GREASE LUBRICATED</b>					
Coefficient of friction, f			0.02 - 0.08*		0.02 - 0.08*
<b>RECOMMENDATIONS</b>					
Shaft surface roughness, Ra		µin	8 - 32	µm	0.2 - 0.8
Shaft surface hardness	Normal		> 180 HB		
	For longer service life		> 480 HB		

\* Depending on operating conditions

## GGB-MEGALIFE™ XT



### FIBER REINFORCED COMPOSITE PTFE THRUST WASHERS

#### CHARACTERISTICS

- Proprietary filled PTFE tape liner on both surfaces
- Excellent shock resistance
- High load capacity
- Excellent misalignment resistance
- Excellent contamination resistance
- Good surface speed capability
- Very good friction and wear properties
- Good chemical resistance



#### AVAILABILITY

**Bearing forms available in standard dimensions:**

- Plain thrust washers

**Bearing forms made-to-order:** Thrust washers with non-standard dimensions

#### APPLICATIONS

**Industrial:** Pulley spacers, gear spacers, aerial lifts, fork lift masts, king pins, steering links, lift gates, cranes, backhoes, valve actuator linkages, etc.

#### MICROSECTION



#### OPERATING PERFORMANCE

Dry	Very good
Oil lubricated	Fair
Grease lubricated	Poor
Water lubricated	Very good
Process fluid lubricated	Fair

#### FOR SUPERIOR PERFORMANCE

Oil lubricated	HPF
Grease lubricated	DX
Process fluid lubricated	HPF

BEARING PROPERTIES		IMPERIAL UNITS	IMPERIAL VALUE	METRIC UNITS	METRIC VALUE
GENERAL					
Maximum load, p	Static	psi	20 000	N/mm <sup>2</sup>	140
	Dynamic	psi	20 000	N/mm <sup>2</sup>	140
Operating temperature	Min	°F	-320	°C	-195
	Max	°F	350	°C	175
DRY					
Maximum sliding speed, U		fpm	100	m/s	0.5
Maximum pU factor		psi x fpm	35 000	N/mm <sup>2</sup> x m/s	1.23
Coefficient of friction, f			0.02 - 0.12*		0.02 - 0.12*
RECOMMENDATIONS					
Shaft surface roughness, Ra		µin	≤ 16	µm	≤ 0.4
Shaft surface hardness	Normal		> 200 HB		

\* Depending on operating conditions

# Multifil Bearing Material



## PROPRIETARY FILLED PTFE SLIDING BEARING TAPE

### CHARACTERISTICS

- Superior sliding bearing material which can be easily bonded to any clean, rigid substrate
- Reduces vibration



### AVAILABILITY

Bearing forms available in standard dimensions:

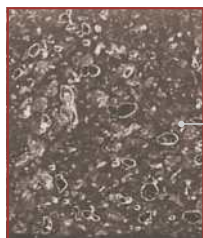
- Bearing tape

**Tape with 0.015" to 0.125" (0.38 to 3.2 mm) thickness and 12" (305 mm) width or 24" (610 mm) width**

### APPLICATIONS

**Industrial:** Machine tool ways, gibs and other sliding applications

### MICROSECTION



Structure  
PTFE tape with  
proprietary  
fillers

### OPERATING PERFORMANCE

Dry	Very good
Oil lubricated	Very good
Grease lubricated	Very good
Water lubricated	Good
Process fluid lubricated	Good

BEARING PROPERTIES		IMPERIAL UNITS	IMPERIAL VALUE	METRIC UNITS	METRIC VALUE
<b>GENERAL</b>					
Maximum load, p	Static	psi	10 000	N/mm <sup>2</sup>	70
	Dynamic	psi	5 000	N/mm <sup>2</sup>	35
Operating temperature	Min	°F	-330	°C	-200
	Max	°F	540	°C	280
<b>DRY</b>					
Maximum sliding speed, U		fpm	500	m/s	2.5
Maximum pU factor		psi x fpm	9 000	N/mm <sup>2</sup> x m/s	0.32
Coefficient of friction, f			0.07		0.07
<b>GREASE / OIL LUBRICATED</b>					
Maximum pU factor		psi x fpm	36 000	N/mm <sup>2</sup> x m/s	1.25
Coefficient of friction, f			0.05		0.05
<b>RECOMMENDATIONS</b>					
Shaft surface roughness, Ra		μin	8 - 16	μm	0.2 - 0.4
Shaft surface hardness			> 200 HB		

## SBC with GAR-MAX<sup>®</sup> Bearing Material



### SEALED FIBER REINFORCED COMPOSITE BEARINGS

#### CHARACTERISTICS

- Self-lubricating bearings
- High static load capacity
- Excellent resistance to shock loading and misalignment
- Very good friction and wear properties
- Good chemical resistance
- Sealed to exclude contaminants to offer extended service life
- Environmentally friendly and eliminates need for automated grease system and grease



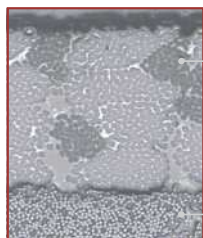
#### AVAILABILITY

**Bearing forms made-to-order:** GGB SBC with GAR-MAX<sup>®</sup> sealed assemblies with or without steel outer shell, customized bearing designs

#### APPLICATIONS

**Industrial:** Steering linkages, hydraulic cylinder pivots, king pin bearings, boom lifts, scissor lifts, cranes, hoists, lift gates, backhoes, trenchers, skid steer loaders, front end loaders, etc.

#### MICROSECTION



Sliding Layer

Backing

#### OPERATING PERFORMANCE

Dry	Very good
Oil lubricated	Fair
Grease lubricated	Fair
Water lubricated	Fair
Process fluid lubricated	Fair

BEARING PROPERTIES		IMPERIAL UNITS	IMPERIAL VALUE	METRIC UNITS	METRIC VALUE
<b>GENERAL</b>					
Maximum load, p	Static	psi	30 000	N/mm <sup>2</sup>	210
	Dynamic	psi	20 000	N/mm <sup>2</sup>	140
Operating temperature	Min	°F	200	°C	93
	Max	°F	220	°C	104
<b>DRY</b>					
Maximum sliding speed, U		fpm	25	m/s	0.13
Maximum pU factor		psi x fpm	30 000	N/mm <sup>2</sup> x m/s	1.05
<b>RECOMMENDATIONS</b>					
Shaft surface roughness, Ra		µin	6 - 16	µm	0.15 - 0.4
Shaft surface hardness	Normal For longer service life		> 350 HB		
			> 480 HB		



# SBC with HSG Bearing Material

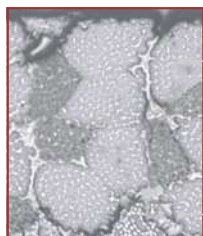


## SEALED FIBER REINFORCED COMPOSITE BEARINGS

### CHARACTERISTICS

- Self-lubricating bearings
- High static load capacity
- Excellent resistance to shock loading and misalignment
- Very good friction and wear properties
- Good chemical resistance
- Sealed to exclude contaminants to offer extended service life
- Environmentally friendly and eliminates need for automated grease system and grease

### MICROSECTION



Sliding Layer

Backing

### OPERATING PERFORMANCE

Dry	Very good
Oil lubricated	Fair
Grease lubricated	Fair
Water lubricated	Fair
Process fluid lubricated	Fair



### AVAILABILITY

**Bearing forms made-to-order:** GGB SBC with HSG sealed assemblies with or without steel outer shell, customized bearing designs

### APPLICATIONS

**Industrial:** Steering linkages, hydraulic cylinder pivots, king pin bearings, boom lifts, scissor lifts, cranes, hoists, lift gates, backhoes, trenchers, skid steer loaders, front end loaders, etc.

BEARING PROPERTIES		IMPERIAL UNITS	IMPERIAL VALUE	METRIC UNITS	METRIC VALUE
<b>GENERAL</b>					
Maximum load, p	Static	psi	60 000	N/mm <sup>2</sup>	415
	Dynamic	psi	20 000	N/mm <sup>2</sup>	140
Operating temperature	Min	°F	200	°C	93
	Max	°F	220	°C	104
<b>DRY</b>					
Maximum sliding speed, U		fpm	25	m/s	0.13
Maximum pU factor		psi x fpm	30 000	N/mm <sup>2</sup> x m/s	1.05
<b>RECOMMENDATIONS</b>					
Shaft surface roughness, Ra		µin	6 - 16	µm	0.15 - 0.4
Shaft surface hardness	Normal				> 350 HB
	For longer service life				> 480 HB

## PyroSlide™1100 Bearing Material




### HIGH TEMPERATURE POWDER METAL BEARINGS

#### CHARACTERISTICS

- Powder metallurgical bearing material consisting of a solid lubricant homogeneously distributed in a metallic matrix
- Self-lubricating and maintenance-free by forming a solid lubricant film during the relative motion
- Excellent high-temperature resistance
- High wear resistance
- Low-friction properties
- Resistant to corrosive environments
- High load capacity
- High dimensional precision

#### MICROSECTION



#### OPERATING PERFORMANCE

Designed and intended for dry running applications operating at elevated temperatures



#### AVAILABILITY

**Bearing forms made-to-order:** According to customer design/drawing. Regardless of shape size or material, we can customize your shape. High volume production is feasible.

#### APPLICATIONS

**Automotive:** EGR valves, exhaust heat recovery systems (EHRS), exhaust throttle valves, exhaust brakes, turbocharger wastegate valves

**Industrial:** Industrial & domestic ovens and furnaces, natural gas/ petrochemical valves, exhaust or smoke flaps, high temperature valves, heavy-duty engines, applications with elevated temperatures & corrosion risk, industrial processing plant applications, gas and steam turbines

**Aerospace:** Engine turbo fans, engine guide vanes, engine pneumatic-bleed valves

- No requirement to operate against high cost special counter surface materials with specific hardness requirements, a standard stainless steel counter surface is appropriate

BEARING PROPERTIES		UNIT	VALUE
<b>GENERAL</b>			
Maximum load, p	Static (at 20°C/68°F)	MPa	200
	Dynamic (at 550°C/1022°F)	MPa	10
	Dynamic (at 750°C/1382°F)	MPa	2
Operating temperature		Min °C / °F	-50 / -60
		Max °C / °F	800 / 1472
Coefficient of linear thermal expansion		10 <sup>-6</sup> /K	16 - 18
<b>DRY</b>			
Maximum sliding speed, U		m/s	0.1
Maximum pU factor		MPa x m/s	0.6
Coefficient of friction, f			0.20 - 0.45
<b>MATING MATERIAL</b>			
Shaft surface roughness, Ra		µm	0.2 - 0.8
Shaft surface hardness		HB	> 200

Actual values can vary depending on conditions of specific applications.

# GGB-CSM<sup>®</sup> Bearing Material



## THICK WALLED MONOMENTAL BEARINGS

### CHARACTERISTICS

- Self-lubricating metal bearings produced by metallurgic powder
- Maintenance-free bearings with homogeneously distributed solid lubricant (graphite, MoS<sub>2</sub>) in the metallic matrix
- High load capacity and temperature ranges up to 600°C possible depending on the alloy
- Corrosion-resistant alloys are available
- Lead-free alloys are available

### MICROSECTION




Solid Lubricant:  
Graphite, MoS<sub>2</sub>

Metallic Matrix:  
Bronze, Nickel,  
or Iron-based

### OPERATING PERFORMANCE

Dry	Good
Oil lubricated	Good
Grease lubricated	Good
Water lubricated	Depending on alloy
Process fluid lubricated	Depending on fluid or alloy



### AVAILABILITY

**Bearing forms made-to-order:** Cylindrical bushes, flanged bushes, thrust washers, sliding plates, half-bearings, axial and radial segment rings, self-aligning spherical bearings, special shapes, customized bearing designs

### APPLICATIONS

**Industrial:** General mechanical engineering, applications with elevated temperatures and corrosion risk, exhaust or smoke flaps, valves, turbines, iron foundry, steel and aluminum industry, furnaces, blower, steel works and civil engineering, turbines (water, steam and gas), pumps and compressors, sewage purification plants, thermal treatment furnaces, hot rolling mills, food and beverage industry, packaging equipment, agriculture and construction machines, handling equipment, tire molds, etc.

BEARING PROPERTIES		IMPERIAL UNITS	IMPERIAL VALUE	METRIC UNITS	METRIC VALUE
<b>GENERAL</b>					
Maximum load, p	Static	psi	15 000 - 38 000	N/mm <sup>2</sup>	100 - 260
	Dynamic	psi	8 000 - 19 000	N/mm <sup>2</sup>	55 - 130
Operating temperature	Min	°F	-330	°C	-200
	Max	°F	1 100	°C	600
Coefficient of linear thermal expansion		10 <sup>-6</sup> /F	7 - 10	10 <sup>-6</sup> /K	13 - 18
<b>DRY</b>					
Maximum sliding speed, U		fpm	40 - 100	m/s	0.2 - 0.5
Maximum pU factor		psi x fpm	23 000 - 40 000	N/mm <sup>2</sup> x m/s	0.8 - 1.5
Coefficient of friction, f			0.11 - 0.5		0.11 - 0.5
<b>WATER LUBRICATED</b>					
Coefficient of friction, f			0.08 - 0.18		0.08 - 0.18
<b>RECOMMENDATIONS</b>					
Shaft surface roughness, Ra		µin	8 - 32	µm	0.2 - 0.8
Shaft surface hardness			> 180 HB		
			> 45 HRC		

Bearing properties and recommendations depending on GGB-CSM material grade

## GGB-CBM<sup>®</sup> Bearing Material




### THIN WALLED BIMETAL BEARINGS MADE BY METALLURGIC POWDER

#### CHARACTERISTICS

- Self-lubricating and maintenance-free with homogeneously distributed solid lubricant (graphite) in the sliding layer
- High load capacity and suited to temperatures from -150°C up to 280°C
- Different metallic backings are available: stainless steel, carbon steel or bronze
- Lead-free alloys are available


#### MICROSECTION



- Solid Lubricant: Graphite
- Metallic Matrix: Bronze-based
- Backing: Stainless Steel, Carbon Steel or Bronze

#### OPERATING PERFORMANCE

Dry	Good
Oil lubricated	Good
Grease lubricated	Good
Water lubricated	Good
Process fluid lubricated	Depending on fluid



#### AVAILABILITY

**Bearing forms made-to-order:** Cylindrical bushes, flanged bushes, thrust washers, axial washers, sliding plates, half shells, axial and radial segment rings, spherical bushings, customized bearing designs

#### APPLICATIONS

**Industrial:** General mechanical engineering, applications at high loads, iron foundry, steel and aluminum industry, furnaces, blower, steel works, food and beverage industry, packaging equipment, agriculture and construction machines, handling equipment, tire molds, etc.

BEARING PROPERTIES		IMPERIAL UNITS	IMPERIAL VALUE	METRIC UNITS	METRIC VALUE
<b>GENERAL</b>					
Maximum load, p	Static	psi	38 000 - 41 000	N/mm <sup>2</sup>	260 - 280
	Dynamic	psi	12 000 - 22 000	N/mm <sup>2</sup>	80 - 150
Operating temperature	Min	°F	-240	°C	-150
	Max	°F	540	°C	280
Coefficient of linear thermal expansion		10 <sup>-6</sup> /F	7 - 9	10 <sup>-6</sup> /K	12 - 16
<b>DRY</b>					
Maximum sliding speed, U		fpm	60 - 100	m/s	0.3 - 0.5
Maximum pU factor		psi x fpm	14 000 - 29 000	N/mm <sup>2</sup> x m/s	0.5 - 1.0
Coefficient of friction, f			0.10 - 0.2		0.10 - 0.2
<b>WATER LUBRICATED</b>					
Coefficient of friction, f			0.10 - 0.15		0.10 - 0.15
<b>RECOMMENDATIONS</b>					
Shaft surface roughness, Ra		µin	8 - 32	µm	0.2 - 0.8
Shaft surface hardness			> 180 - > 250 HB		

*Bearing properties and recommendations depending on GGB-CBM material grade*

# GGB-BP25 Bearing Material

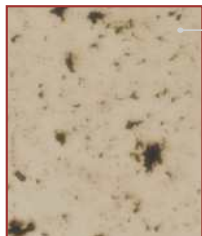


## METAFFRAM OIL IMPREGNATED SINTERED BRONZE BEARINGS

### CHARACTERISTICS

- Similar to SINT A 50, impregnation group 1
- Maintenance-free bearing for general engineering applications
- Optimum performance under relatively light loads and high speeds
- Produced by powder metallurgy process and therefore suitable for complex shapes


### MICROSECTION



BP25 with composition  
Sn 8 - 10.5 %  
Other < 2 %  
Cu Rest  
Impregnation group 1 (up to 80°C)

### OPERATING PERFORMANCE

Dry	Good (PTFE / MoS <sub>2</sub> )
Oil lubricated	Good
Grease lubricated	Fair
Water lubricated	Not recommended
Process fluid lubricated	Not recommended



### AVAILABILITY

Bearing forms available in standard dimensions:

- Plain cylindrical bushes
- Plain flanged bushes

**Non-standard parts made-to-order:** Cylindrical bushes and flanged bushes with non-standard dimensions, spherical bearings, tubes and rod blanks, customized bearing designs

### APPLICATIONS

**Industrial:** FHP motor bearings, domestic appliances and hand tools

BEARING PROPERTIES		IMPERIAL UNITS	IMPERIAL VALUE	METRIC UNITS	METRIC VALUE
<b>GENERAL</b>					
Maximum load, p	Static	psi	2 900	N/mm <sup>2</sup>	20
	Dynamic	psi	1 400	N/mm <sup>2</sup>	10
Operating temperature	Min	°F	-290 / 30*	°C	-180 / 0*
	Max	°F	190 / 570*	°C	90 / 300*
Minimum density		lb/in <sup>3</sup>	0.22	g/cm <sup>3</sup>	6.2
Minimum apparent porosity		%	23	%	23
<b>OIL IMPREGNATED</b>					
Maximum sliding speed, U		fpm	20 - 1 100	m/s	0.1 - 6.0*
Maximum pU factor		psi x fpm	2 800 - 51 400	N/mm <sup>2</sup> x m/s	0.1 - 1.8*
Coefficient of friction, f			0.05 - 0.25*		0.05 - 0.25*
<b>RECOMMENDATIONS</b>					
Shaft surface roughness, Ra		µin	≤ 16 - ≤ 24*	µm	≤ 0.3 - ≤ 0.6*
Shaft surface hardness			> 240 HB > 355*		

Bearing properties depending on oil or solid lubricants



## GGB-FP20 Bearing Material



### METAfram OIL IMPREGNATED SINTERED IRON BEARINGS

#### CHARACTERISTICS

- Similar to SINT A 50, impregnation group 1
- Maintenance-free bearing for general engineering applications
- Optimum performance under relatively light loads and high speeds
- Produced by powder metallurgy process and therefore suitable for complex shapes



#### AVAILABILITY

**Non-standard parts made-to-order:** plain cylindrical bushes, plain flanged bushes, non standard parts

#### APPLICATIONS

**Industrial:** FHP motor bearings, domestic appliances and hand tools

#### MICROSECTION



Cu 1 - 4 %  
C < 0.25 %  
Other < 2 %  
Rest Fe  
Impregnation  
group 1  
(up to 80°C)

#### OPERATING PERFORMANCE

Dry	Good (PTFE / MoS <sub>2</sub> )
Oil lubricated	Good (Oil impregnated)
Grease lubricated	Not recommended
Water lubricated	Not recommended
Process fluid lubricated	Not recommended

#### BEARING PROPERTIES

##### GENERAL

		IMPERIAL UNITS	IMPERIAL VALUE	METRIC UNITS	METRIC VALUE
Maximum load, p	Static	psi	6 500	N/mm <sup>2</sup>	45
	Dynamic	psi	1 100 - 3 200*	N/mm <sup>2</sup>	8.0 - 22.5
Operating temperature	Min	°F	-290 / 25*	°C	-180 / -5*
	Max	°F	190 / 570*	°C	90 / 300*
Minimum density		lb/in <sup>3</sup>	0.20	g/cm <sup>3</sup>	5.6
Minimum apparent porosity		%	20	%	20

##### OIL IMPREGNATED

Maximum sliding speed, U	fpm	20 - 780*	m/s	0.1 - 4.0*
Maximum pU factor	psi x fpm	2 800 - 51 400	N/mm <sup>2</sup> x m/s	0.1 - 1.8*
Coefficient of friction, f		0.05 - 0.25*		0.05 - 0.25*

##### RECOMMENDATIONS

Shaft surface roughness, Ra	µin	≤ 8 - ≤ 12*	µm	≤ 0.2 - ≤ 0.3*
Shaft surface hardness		> 240 HB > 355*		

*Bearing properties depending on oil or solid lubricants*

# GGB-S016 Bearing Material



## METAfram OIL IMPREGNATED SINTERED IRON BEARINGS

### CHARACTERISTICS

- Maintenance-free bearing for general engineering applications
- Superior performance compared to GGB-FP20 under high loads and low speeds
- Produced by powder metallurgy process and therefore suitable for complex shapes




### AVAILABILITY

Blanks are made-to-order

### APPLICATIONS

**Industrial:** FHP motor bearings, domestic appliances and hand tools, heavy duty applications: construction equipment, railway equipment, military equipment

### MICROSECTION



Cu 20 %  
C 0.3 - 0.6 %  
Other < 2%  
Rest Fe

### OPERATING PERFORMANCE

Dry	Not applicable
Oil lubricated	Good (Oil impregnated)
Grease lubricated	Not recommended
Water lubricated	Not recommended
Process fluid lubricated	Not recommended

### BEARING PROPERTIES

#### GENERAL

		IMPERIAL UNITS	IMPERIAL VALUE	METRIC UNITS	METRIC VALUE
Maximum load, p	Static	psi	17 400	N/mm <sup>2</sup>	120
	Dynamic	psi	8 700	N/mm <sup>2</sup>	60
Operating temperature	Min	°F	32	°C	0
	Max	°F	220	°C	105
Minimum density		lb/in <sup>3</sup>	0.22	g/cm <sup>3</sup>	6
Minimum apparent porosity		%	16	%	16

#### OIL IMPREGNATED

Maximum sliding speed, U	fpm	59	m/s	0.3
Maximum pU factor	psi x fpm	25 700	N/mm <sup>2</sup> x m/s	0.9
Coefficient of friction, f		0.05 - 0.15*		0.05 - 0.15*

#### RECOMMENDATIONS

Shaft surface roughness, Ra	µin	≤ 8*	µm	≤ 0.2*
Shaft surface hardness		> 355 HB		

Bearing properties depending on oil or solid lubricants

## GGB-SHB® Bearing Material



### CASE HARDENED STEEL BEARINGS

#### CHARACTERISTICS

- For lubricated applications
- With plain or grooved sliding layer
- Suitable for grease lubrication
- Low rotation speed with high specific pressure



#### AVAILABILITY

Bearing forms available in standard dimensions:

- Plain cylindrical bushes

**Non-standard parts made-to-order:** bearings with various lubrication grooves, non-standard parts

#### APPLICATIONS

**Industrial:** Earth moving machinery, excavators and loaders, farming machinery, power harrows, ploughs and harvesters, grabs, buckets and grippers, hydraulic cylinders for the protection against wear of bottoms and eyelets, industrial washing machines, sliding guides for industrial presses, suction pumps, sliding seats, machine tools

#### MICROSECTION



Steel E410,  
E470 (20MnV6,  
AISI A381)  
acc. to EN 10305

#### OPERATING PERFORMANCE

Dry	Poor
Oil lubricated	Good
Grease lubricated	Very good
Water lubricated	Not recommended
Process fluid lubricated	Depending on fluid

BEARING PROPERTIES		IMPERIAL UNITS	IMPERIAL VALUE	METRIC UNITS	METRIC VALUE
<b>GENERAL</b>					
Maximum load, p	Static	psi	43 500	N/mm <sup>2</sup>	300
	Dynamic	psi	21 500	N/mm <sup>2</sup>	150
Tensile strength		psi	79 750	N/mm <sup>2</sup>	550
Operating temperature	Min	°F	302	°C	150
Density			0.282		7.8
Coefficient of linear thermal expansion		%	6.76	%	12
<b>GREASE LUBRICATED</b>					
Maximum sliding speed, U		fpm	19.7	m/s	0.1
Maximum pU factor		psi x fpm	42 000	N/mm <sup>2</sup> x m/s	1.5
Coefficient of friction, f			0.2		0.2
<b>RECOMMENDATIONS</b>					
Shaft surface roughness, Ra		µin	≤ 31.5	µm	≤ 0.8
Shaft surface hardness			58 - 62 HRC		

Bearing properties depending on oil or solid lubricants

# AuGlide Bearing Material



## BIMETAL LEAD-FREE PLAIN BEARINGS

### CHARACTERISTICS

- Lead-free
- Machinable
- Design freedom – customizable to meet specific indentation and shape needs
- Capable of supporting high specific loads and high temperatures
- Excellent fatigue strength under dynamic and shock load conditions
- Excellent wear resistance
- Suitable for hydrodynamic operation
- Suitable for oil and grease lubrication

### MICROSECTION



### AVAILABILITY

**Bearing forms made-to-order:** Cylindrical bushes and sliding plates with non-standard dimensions, RoHS customized bearing designs

### APPLICATIONS

**Automotive:** Transmissions, king pin, truck brake caliper

**Industrial:** Agricultural machinery, earth-movers, textile machinery, pneumatic equipment, mechanical handling and lifting equipment, hydraulic cylinders, offhighway equipment, and many more.

- Superior performance under oscillating movement
- Thin-wall construction permits compact bearing assembly
- Indents in the bearing surface provide a reservoir for grease and thus allow extended re-greasing

### OPERATING PERFORMANCE

Dry	Poor
Oil lubricated	Good
Grease lubricated	Very good
Water lubricated	Poor
Process fluid lubricated	Poor

BEARING PROPERTIES		IMPERIAL UNITS	IMPERIAL VALUE	METRIC UNITS	METRIC VALUE
<b>GENERAL</b>					
Maximum load, p	Static	psi	44 000	N/mm <sup>2</sup>	300
	Dynamic	psi	20 000	N/mm <sup>2</sup>	140
Operating temperature	Min	°F	- 40	°C	- 40
	Max greased	°F	300	°C	150
	Max oil lubricated	°F	480	°C	250
<b>OIL LUBRICATED</b>					
Maximum sliding speed, U		fpm	500	m/s	2.5
Maximum pU factor		psi x fpm	80 000	N/mm <sup>2</sup> x m/s	2.8
Coefficient of friction, f	Greased		0.05 - 0.12		0.05 - 0.12
	Oil		0.04 - 0.12		0.04 - 0.12
<b>RECOMMENDATIONS</b>					
Shaft surface roughness, Ra	Normal	µin	≤ 32	µm	≤ 0.8
Shaft surface hardness	Normal		> 200 HB		
	For longer service life		> 350 HB		


## SY Bearing Material



### BIMETAL PLAIN BEARINGS TO STANDARD SAE 792

#### CHARACTERISTICS

- Bimetal bearing with steel backing and bronze overlay
- Particularly suitable for high specific loads with oscillating motion and low frequency
- Applicable in rough operation conditions
- High load capacity, very good resistance to fatigue strength at higher temperatures



#### AVAILABILITY

**Bearing forms available in standard dimensions:**

- Cylindrical bushes
- Thrust washers

**Bearing forms made-to-order:** Cylindrical bushes and thrust washers with non-standard dimensions, sliding plates, customized bearing designs

#### APPLICATIONS

**Industrial:** Mechanical handling and lifting equipment, hydraulic cylinders, agricultural equipment, off highway equipment etc.

#### MICROSECTION



Sliding Layer with Lubrication Indents  
CuPb10Sn10 consists of Approx.  
Cu 80 %  
Pb 10 %  
Sn 10 %  
Steel Backing

#### OPERATING PERFORMANCE

Dry	Poor
Oil lubricated	Good
Grease lubricated	Very good
Water lubricated	Poor
Process fluid lubricated	Poor

BEARING PROPERTIES		IMPERIAL UNITS	IMPERIAL VALUE	METRIC UNITS	METRIC VALUE
<b>GENERAL</b>					
Maximum load, p	Static	psi	44 000	N/mm <sup>2</sup>	300
	Dynamic	psi	20 000	N/mm <sup>2</sup>	140
Operating temperature	Min	°F	- 40	°C	-40
	Max greased	°F	300	°C	150
	Max oil lubricated	°F	480	°C	250
<b>OIL IMPREGNATED</b>					
Maximum sliding speed, U		fpm	500	m/s	2.5
Maximum pU factor		psi x fpm	80 000	N/mm <sup>2</sup> x m/s	2.8
Coefficient of friction, f	Greased		0.05 - 0.12		0.05 - 0.12
	Oil lubricated		0.04 - 0.12		0.04 - 0.12
<b>RECOMMENDATIONS</b>					
Shaft surface roughness, Ra		µin	≤ 32	µm	≤ 0.8
Shaft surface hardness	Normal		> 200 HB		
	For longer service life		> 350 HB		

Bearing properties depending on oil or solid lubricants

# SP Bearing Material



## BIMETAL PLAIN BEARINGS TO STANDARD SAE 792

### CHARACTERISTICS

- Bimetal bearing with steel backing and leaded bronze overlay
- For lubricated applications with plain sliding layer
- Suitable for oil and grease lubrication


### AVAILABILITY

**Bearing forms made-to-order:** Cylindrical bushes, thrust washers, sliding plates, customized bearing designs

### APPLICATIONS

**Industrial:** Mechanical handling and lifting equipment, machine slides, hydraulic cylinders, hydraulic motors, pneumatic equipment, medical equipment, textile machinery, agricultural equipment, etc.

### MICROSECTION



Sliding Layer  
CuPb26Sn2  
consists of  
Approx.  
Cu 72 %  
Pb 26 %  
Sn 2 %  
Bronze

### OPERATING PERFORMANCE

Dry	Poor
Oil lubricated	Good
Grease lubricated	Good
Water lubricated	Poor
Process fluid lubricated	Poor

### BEARING PROPERTIES

#### GENERAL

		IMPERIAL UNITS	IMPERIAL VALUE	METRIC UNITS	METRIC VALUE
Maximum load, p	Static	psi	44 000	N/mm <sup>2</sup>	250
	Dynamic	psi	20 000	N/mm <sup>2</sup>	120
Operating temperature	Min	°F	- 40	°C	-40
	Max greased	°F	300	°C	150
	Max oil lubricated	°F	480	°C	250

#### GREASED / OIL LUBRICATED

Maximum sliding speed, U	fpm	500	m/s	2.5
Maximum pU factor	psi x fpm	80 000	N/mm <sup>2</sup> x m/s	2.8
Coefficient of friction, f	Greased	0.05 - 0.12		0.05 - 0.12
	Oil lubricated	0.04 - 0.12		0.04 - 0.12

#### RECOMMENDATIONS

Shaft surface roughness, Ra	µin	≤ 16	µm	≤ 0.4
Shaft surface hardness	Normal			> 200 HB
	For longer service life			> 350 HB

Bearing properties depending on oil or solid lubricants




## MBZ-B09 Bearing Material



### BRONZE BEARINGS MADE OF CuSn8 WITH LUBRICATION INDENTS

#### CHARACTERISTICS

- Bearing material made of solid bronze strip with indents for lubrication
- Good wear resistance, suitable for rough conditions
- Optimum performance under relatively high loads and low speeds



#### AVAILABILITY

**Bearing forms available in standard dimensions:**

- Cylindrical bushes

**Bearing forms made-to-order:** Cylindrical bushes with non-standard dimensions, flanged dimensions, flanged bushes, sliding plates, customized bearing designs

#### APPLICATIONS

**Industrial:** Mechanical handling and lifting equipment, hydraulic cylinders, pneumatic equipment, medical equipment, textile machinery, agricultural equipment, etc.

#### MICROSECTION



CuSn8 with  
Composition  
Sn 8 %  
P < 0.05 %  
Cu Rest

#### OPERATING PERFORMANCE

Dry	Poor
Oil lubricated	Good
Grease lubricated	Good
Water lubricated	Poor
Process fluid lubricated	Poor

BEARING PROPERTIES		IMPERIAL UNITS	IMPERIAL VALUE	METRIC UNITS	METRIC VALUE
<b>GENERAL</b>					
Maximum load, p	Static	psi	17 000	N/mm <sup>2</sup>	120
	Dynamic	psi	6 000	N/mm <sup>2</sup>	40
Operating temperature	Min	°F	- 40	°C	-40
	Max greased	°F	300	°C	150
	Max oil lubricated	°F	480	°C	250
<b>GREASED / OIL LUBRICATED</b>					
Maximum sliding speed, U		fpm	500	m/s	2.5
Maximum pU factor		psi x fpm	80 000	N/mm <sup>2</sup> x m/s	2.8
Coefficient of friction, f			0.06 - 0.15		0.06 - 0.15
<b>RECOMMENDATIONS</b>					
Shaft surface roughness, Ra		µin	≤ 32	µm	≤ 0.8
Shaft surface hardness	Normal		> 200 HB		
	For longer service life		> 350 HB		

# LD Bearing Material



## BRONZE BEARINGS MADE OF CuSn8 WITH GREASE RESERVOIRS

### CHARACTERISTICS

- Wear resistant bearing made of solid bronze strip with perforation for lubricated applications
- Improved performance compared with MBZ-B09: larger grease reservoirs increase maintenance intervals, dirt and debris swept into perforations, thereby reducing wear
- Optimum performance under relatively high loads and low speeds



### AVAILABILITY

**Bearing forms made-to-order:** Cylindrical bushes with non-standard dimensions, customized bearing designs

### APPLICATIONS

**Industrial:** Mechanical handling and lifting equipment, hydraulic cylinders, pneumatic equipment, medical equipment, textile machinery, agricultural equipment, etc.

### MICROSECTION



CuSn8 with  
Composition  
Sn 8 %  
P < 0.05 %  
Cu Rest

### OPERATING PERFORMANCE

Dry	Poor
Oil lubricated	Fair
Grease lubricated	Good
Water lubricated	Poor
Process fluid lubricated	Poor

BEARING PROPERTIES		IMPERIAL UNITS	IMPERIAL VALUE	METRIC UNITS	METRIC VALUE
<b>GENERAL</b>					
Maximum load, p	Static	psi	17 000	N/mm <sup>2</sup>	120
	Dynamic	psi	6 000	N/mm <sup>2</sup>	40
Operating temperature	Min	°F	- 40	°C	-40
	Max greased	°F	300	°C	150
<b>GREASED / OIL LUBRICATED</b>					
Maximum sliding speed, U		fpm	500	m/s	2.5
Maximum pU factor		psi x fpm	80 000	N/mm <sup>2</sup> x m/s	2.8
Coefficient of friction, f			0.06 - 0.15		0.06 - 0.15
<b>RECOMMENDATIONS</b>					
Shaft surface roughness, Ra		µin	≤ 32	µm	≤ 0.8
Shaft surface hardness	Normal		> 200 HB		
	For longer service life		> 350 HB		

## LDD Bearing Material



### BRONZE BEARINGS MADE OF CuSn8 WITH GREASE RESERVOIRS

#### CHARACTERISTICS

- Wear resistant, perforated bronze bearing material with integrated seals for lubricated applications
- Integrated lip seals reduce installation space, protect the bearing from contamination and prolong service life after greasing
- Suitable for use with all standard greases
- Optimum performance under relatively high loads and low speeds

#### AVAILABILITY

**Bearing forms made-to-order:** Cylindrical bushes with non-standard dimensions, customized bearing designs

#### APPLICATIONS

**Industrial:** Mechanical handling and lifting equipment, hydraulic cylinders, pneumatic equipment, medical equipment, textile machinery, agricultural equipment, etc.

#### MICROSECTION



CuSn8 with Composition  
Sn 8 %  
P < 0.05 %  
Cu Rest

#### OPERATING PERFORMANCE

Dry	Not recommended
Oil lubricated	Fair
Grease lubricated	Good
Water lubricated	Poor
Process fluid lubricated	Poor

BEARING PROPERTIES		IMPERIAL UNITS	IMPERIAL VALUE	METRIC UNITS	METRIC VALUE
<b>GENERAL</b>					
Maximum load, p	Static	psi	17 000	N/mm <sup>2</sup>	120
	Dynamic	psi	6 000	N/mm <sup>2</sup>	40
Operating temperature	Min	°F	- 40	°C	-40
	Max greased	°F	300	°C	150
<b>GREASED / OIL LUBRICATED</b>					
Maximum sliding speed, U		fpm	500	m/s	2.5
Maximum pU factor		psi x fpm	80 000	N/mm <sup>2</sup> x m/s	2.8
Coefficient of friction, f			0.06 - 0.15		0.06 - 0.15
<b>RECOMMENDATIONS</b>					
Shaft surface roughness, Ra		µin	≤ 32	µm	≤ 0.8
Shaft surface hardness	Normal		> 200 HB		
	For longer service life		> 350 HB		

# GGB-DB® Bearing Material

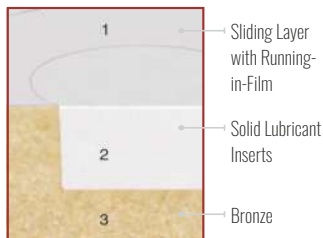


## CAST BRONZE BEARINGS WITH SOLID LUBRICANT INSERTS

### CHARACTERISTICS


- Maintenance-free bearing material for heavy duty applications
- Excellent performance under high loads and intermittent operation
- Also available with graphite inserts for temperatures above 250°C

### MICROSECTION



### OPERATING PERFORMANCE

Dry	Good
Oil lubricated	Good
Grease lubricated	Good
Water lubricated	Good
Process fluid lubricated	Fair



### AVAILABILITY

**Bearing forms made-to-order:** Cylindrical bushes, flanged bushes, thrust washers, sliding plates, pintle bearings, half-bearings, axial and radial segment rings, self-aligning spherical bearings, customized bearing designs

### APPLICATIONS

**Industrial:** Offshore industry, underwater equipment, bridges and civil engineering, iron and steel industry equipment, cranes and conveyors, deep and open cast mining equipment, construction and earthmoving equipment, etc.

BEARING PROPERTIES		IMPERIAL UNITS	IMPERIAL VALUE	METRIC UNITS	METRIC VALUE
<b>GENERAL</b>					
Maximum load, p	Static	psi	29 000	N/mm <sup>2</sup>	200
	Dynamic	psi	15 000	N/mm <sup>2</sup>	100
Operating temperature	Min	°F	- 60	°C	-50
	Max greased	°F	660	°C	350
<b>DRY</b>					
Maximum sliding speed, U		fpm	100	m/s	0.5
Maximum pU factor		psi x fpm	43 000	N/mm <sup>2</sup> x m/s	1.5
Coefficient of friction, f			0.05 - 0.18		0.05 - 0.18
<b>RECOMMENDATIONS</b>					
Shaft surface roughness, Ra		µin	8 - 32	µm	0.2 - 0.8
Shaft surface hardness	Normal		> 200 HB		

# UNI Self-Aligning Bearing Housing



## SELF-ALIGNING PILLOW BLOCK BEARING HOUSING

### CHARACTERISTICS

- Adjusting bearing for misalignment equalisation
- All-purpose as flange or pedestal bearing, suitable for high loads
- Self-aligning spheric avoids edge load to the bearing
- Adjustable up to  $\pm 5^\circ$
- Spheric is secured against distortion
- Depending on choice of housing, spherics and bearings, simple to most demanding bearing solutions are possible
- For optimum design solutions, various bearings from the GGB product program are applicable



Housing Material: **GGG40**

Spherical Material: **16MnCr5**

**Corrosion-resistant material possible**

### AVAILABILITY

**Made-to-order**

### APPLICATIONS

**Industrial:** Wind energy plants, car washes, cleaning machines, drum systems, bevelling equipment, handling systems, conveyor belts (pulleys), printing machines, heating and ventilation equipment, hoists, cranes, textile machinery, special machine engineering, bakery equipment, marine equipment

#### LOAD LIMIT VALUES FOR RADIAL FORCES

SIZE	BUSH ID	MAX RADIAL LOAD [N] (HOUSING)	MAX RADIAL LOAD [N] (BOLT)	MAX SHEAR OFF LOAD [N] (BOLT)
1	10 - 25	20 000	10 000	1 000
2	28 - 40	30 000	15 000	1 500
3	45 - 60	50 000	25 000	2 500
4	65 - 80	90 000	45 000	4 500
5	85 - 100	125 000	62 500	6 000

#### LOAD LIMIT VALUES FOR RADIAL FORCES

SIZE	BUSH ID	MAX RADIAL LOAD [lb] (HOUSING)	MAX RADIAL LOAD [lb] (BOLT)	MAX SHEAR OFF LOAD [lb] (BOLT)
1	10 - 25	4 400	2 200	220
2	28 - 40	6 700	3 300	330
3	45 - 60	11 200	5 600	560
4	65 - 80	20 100	10 000	1 000
5	85 - 100	28 000	14 000	1 300

The given data for UNI bearing housings are valid for 12.9 screws (DIN EN 20898, part 1), since the housing stability exceeds the permissible load of the fixing screws.

# MINI Self-Aligning Bearing Housing



Housing Material: **AlMgSi12**

Spherical Material: **9SMn28K**

**Stainless steel and other materials available**

## SELF-ALIGNING PILLOW BLOCK BEARING HOUSING

### CHARACTERISTICS

- Adjusting bearing for misalignment equalisation
- All-purpose as flange or pedestal bearing, suitable for high loads
- Self-aligning spheric avoids edge load to the bearing
- Adjustable up to  $\pm 5^\circ$
- Spheric is secured against distortion
- Depending on choice of housing, spherics and bearings, simple to most demanding bearing solutions are possible
- For optimum design solutions, various bearings from the GGB product program are applicable

### AVAILABILITY

**Made-to-order**

### APPLICATIONS

**Industrial:** Wind energy plants, car washes, cleaning machines, drum systems, bevelling equipment, handling systems, conveyor belts (pulleys), printing machines, heating and ventilation equipment, hoists, cranes, textile machinery, special machine engineering, bakery equipment, marine equipment

#### LOAD LIMIT VALUES FOR RADIAL FORCES

SIZE	BUSH ID	MAX RADIAL LOAD [N] (HOUSING)	MAX RADIAL LOAD [N] (BOLT)	MAX SHEAR OFF LOAD [N] (BOLT)
0	8 - 15	10 000	5 000	500

#### LOAD LIMIT VALUES FOR RADIAL FORCES

SIZE	BUSH ID	MAX RADIAL LOAD [lb] (HOUSING)	MAX RADIAL LOAD [lb] (BOLT)	MAX SHEAR OFF LOAD [lb] (BOLT)
0	8 - 15	2 200	1 100	110

The permissible loads for MINI bearings housings are defined by the housing stability or the strength of the fixing screws (6mm diameter), depending on the load direction.



# EXALIGN™ Self-Aligning Bearing Housing



## SELF-ALIGNING PEDESTAL AND FLANGE BEARING HOUSING

### CHARACTERISTICS

- Adjusting bearing for misalignment equalisation
- All-purpose as flange (EXALIGN™ DF and FL) or pedestal bearing (EXALIGN™ PB), suitable for high loads
- Self-aligning spheric avoids edge load to the bearing
- Adjustable up to  $\pm 5^\circ$
- Spheric is secured against distortion
- Depending on choice of housing, spherics and bearings, simple to most demanding bearing solutions are possible
- For optimum design solutions, various bearings from the GGB product program are applicable



Housing Material: **Cast Iron**

Spherical Material: **Cast Iron**

**Corrosion-free and corrosion-resistant models possible**

### AVAILABILITY

**Made-to-order**

### APPLICATIONS

**Industrial:** Wind energy plants, car washes, cleaning machines, drum systems, bevelling equipment, handling systems, conveyor belts (pulleys), printing machines, heating and ventilation equipment, hoists, cranes, textile machinery, special machine engineering, bakery equipment, marine equipment

LOAD LIMIT VALUES FOR RADIAL FORCES		TYPE PB 2-HOLE PEDESTAL BEARING	TYPE FL/DF 4-HOLE / 2-HOLE FLANGE BEARING	TYPE PB 2-HOLE PEDESTAL BEARING	TYPE FL/DF 4-HOLE / 2-HOLE FLANGE BEARING
SIZE	BUSH ID	MAX RADIAL LOAD [lb]	MAX RADIAL LOAD [lb]	MAX RADIAL LOAD [N]	MAX RADIAL LOAD [N]
1	10 - 15	20 000	950	4 250	3 750
2	20 - 25	30 000	1 700	7 700	5 900
3	30	50 000	2 100	9 500	8 000
4	35 - 40	90 000	3 800	17 000	11 000
5	45	125 000	5 100	23 000	12 000
6	50	20 000	5 600	25 000	14 500
7	55 - 60	20 000	6 700	30 000	16 000
8	70 - 75	30 000	8 500	38 000	17 000
9	80 - 85	50 000	10 200	45 500	27 000
10	90 - 100	90 000	16 700	74 500	30 500

# Bearing Application Data Sheet



Please complete the form below and share it with your GGB sales engineer or send it to: [usa@ggbearings.com](mailto:usa@ggbearings.com)

## DATA FOR BEARING DESIGN CALCULATION

Application: \_\_\_\_\_

Project/No.: \_\_\_\_\_ Quantity: \_\_\_\_\_ ☐ New Design ☐ Existing Design

☐ Steady load ☐ Rotating load ☐ Rotational movement ☐ Oscillating movement ☐ Linear movement

### DIMENSIONS [MM]

Inside diameter	$D_i$
Outside diameter	$D_o$
Length	$B$
Flange Diameter	$D_{fl}$
Flange thickness	$B_{fl}$
Wall thickness	$S_T$
Length of slideplate	$L$
Width of slideplate	$W$
Thickness of slideplate	$S_s$

### LOAD

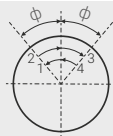
- ☐ Static load  
☐ Dynamic load

Axial load  $F$  [N]  
Radial load  $F$  [N]

### MOVEMENT

Rotational speed  $N$  [1/min]  
Speed  $U$  [m/s]  
Length of stroke  $L_s$  [mm]  
Frequency of stroke [1/min]

Oscillating cycle  $\phi$  [°]



Osc. frequency  $N_{osz}$  [1/min]

### MATING SURFACE

Material	
Hardness	HB/HRC
Surface finish	$R_a$ [μm]

### FITS & TOLERANCES

Shaft	$D_J$
Bearing housing	$D_H$

### OPERATING ENVIRONMENT

Ambient temperature	$T_{amb}$ [°]
Bearing housing material	

- ☐ Housing with good heating transfer properties  
☐ Light pressing or insulated housing with poor heat transfer properties  
☐ Non metal housing with poor heat transfer properties  
☐ Alternate operation in water and dry

### LUBRICATION

- ☐ Dry  
☐ Continuous lubrication  
☐ Process fluid lubrication  
☐ Initial lubrication only  
☐ Hydrodynamic conditions

Process fluid

Lubricant

Dynamic viscosity  $\eta$  [mPas]

### SERVICE HOURS PER DAY

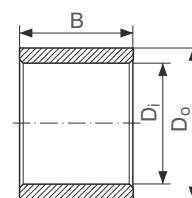
Continuous operation  
Intermittent operation  
Operating time  
Days per year

### SERVICE LIFE

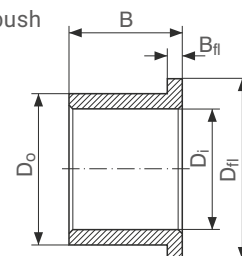
Required service life  $L_H$  [h]

### BEARING TYPE

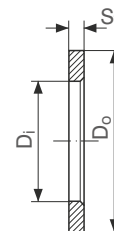
- ☐ Cylindrical bush



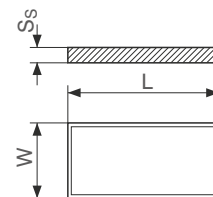
- ☐ Flanged bush



- ☐ Thrust washer



- ☐ Slideplate



- ☐ Special parts (sketch)

### CUSTOMER INFORMATION

Company \_\_\_\_\_

Street \_\_\_\_\_

City / State / Province / Post Code \_\_\_\_\_

Telephone \_\_\_\_\_ Fax \_\_\_\_\_

Name \_\_\_\_\_

Email Address \_\_\_\_\_ Date \_\_\_\_\_

# Product Information

---

GGB gives an assurance that the products described in this document have no manufacturing errors or material deficiencies.

The details set out in this document are registered to assist in assessing the material's suitability for the intended use. They have been developed from our own investigations as well as from generally accessible publications. They do not represent any assurance for the properties themselves.

Unless expressly declared in writing, GGB gives no warranty that the products described are suited to any particular purpose or specific operating circumstances. GGB accepts no liability for any losses, damages or costs however they may arise through direct or indirect use of these products.

GGB's sales and delivery terms and conditions, included as an integral part of quotations, stock and price lists, apply absolutely to all business conducted by GGB. Copies can be made available on request.

Products are subject to continual development. GGB retains the right to make specification amendments or improvements to the technical data without prior announcement.

Edition 2020 (This edition replaces earlier editions which hereby lose their validity).

## **STATEMENT REGARDING LEAD CONTENT IN GGB PRODUCTS & EU DIRECTIVE COMPLIANCE**

GGB is committed to adhering to all U.S., European and international standards and regulations with regard to lead content. We have established internal processes that monitor any changes to existing standards and regulations, and we work collaboratively with customers and distributors to ensure that all requirements are strictly followed. This includes RoHS and REACH guidelines.

GGB makes it a top priority to operate in an environmentally conscious and safe manner. We follow numerous industry best practices, and are committed to meeting or exceeding a variety of internationally recognized standards for emissions control and workplace safety.

Each of our global locations has management systems in place that adhere to IATF 16949, ISO 9001, ISO 14001 and OHSAS 18001 quality regulations.

All of our certificates can be found here: <https://www.ggbearings.com/en/company/certificates>. A detailed explanation of our commitment to REACH and RoHS directives can be found at <https://www.ggbearings.com/en/company/quality-and-environment>.

## FABRICATION

At temperatures up to 250°C the polytetrafluoroethylene (PTFE) present in the lining material is completely inert so that even on the rare occasions in which DP4, DP4-B, DP10 or DP11 bushes are drilled or sized after assembly there is no danger in boring or burnishing.

At higher temperatures however, small quantities of toxic fumes can be produced and the direct inhalation of these can cause an influenza type of illness which may not appear for some hours but which subsides without after-effects in 24-48 hours.

Such fumes can arise from PTFE particles picked up on the end of a cigarette. Therefore smoking should be prohibited where DP4, DP4-B, DP10 or DP11 are being machined.

GGB®, DP4, DP4-B, DU®, DU-B, DP10, DP11, DP31, DX®, DX®10, HI-EX®, DTS10®, DS, EP®, EP®12, EP®15, EP®22, EP®30, EP®43, EP®44, EP®63, EP®64, EP®73, EP®79, FLASH-CLICK®, KA Glacetal, Multilube, GAR-MAX®, GAR-FIL®, HSG, MLG, HPM, HPMB®, HPF®, GGB-MEGALIFE™ XT, Multifil, SBC with GAR-MAX®, SBC with HSG, GGB-CSM®, GGB-CBM®, GGB-BP25, GGB-FP20, GGB-SHB®, GGB-SO16, AuGlide, SY, SP, GGB-DB®, UNI, MINI and EXALIGN™ are registered trademarks or trademarks, as the case may be, of GGB and its affiliates.

Any use of GGB's trademarks without GGB's prior written permission is strictly prohibited.

MBZ-B09, LD and LDD are the names of products of Wieland-Werke AG, Germany.

©2020 GGB. All rights reserved.

THE TRIBOLOGICAL SOLUTION PROVIDER FOR INDUSTRIAL  
PROGRESS, REGARDLESS OF SHAPE OR MATERIAL



### GGB NORTH AMERICA

700 Mid Atlantic Parkway | Thorofare, New Jersey, 08086 USA

Tel: +1-856-848-3200

usa@ggbearings.com | <https://www.ggbearings.com>



PP100ENG11-20USA